

**RESOLUTION NO. 1806**

**A RESOLUTION ACKNOWLEDGING THE CERTIFICATION OF THE NOVEMBER 5, 2002 GENERAL ELECTION RESULTS BY THE CITY RECORDER THE CITY'S ELECTION OFFICIAL.**

WHEREAS, at the General Election held November 5, 2002, the electorate of the City of Wilsonville cast ballots for two City Councilor positions; and

WHEREAS, the terms of the City Council positions are four-year terms, and

WHEREAS, Ballot Measure 3-78 which amends the Wilsonville City Charter requiring voter approval of new city hall construction was voted upon during the November 5, 2002 General Election; and

WHEREAS, the general election of the registered voters of Clackamas County was conducted by mail; and

WHEREAS, the County Clerk of Clackamas County, who by statute, is in charge of conducting all elections, has tabulated the votes cast at the election and filed the abstract of votes with the City's Elections Official.

**NOW, THEREFORE, THE CITY OF WILSONVILLE RESOLVES AS FOLLOWS:**

1. That the City Council of the City of Wilsonville does hereby acknowledge the certification of results of the November 5, 2002 General Election by the City Recorder, the City's Election Official as follows
  - a. That Alan Kirk has been elected to the position of City Councilor for a four-year term beginning January 1, 2003.
  - b. That Sandra Scott-Tabb has been elected to the position of City Councilor for a four-year term beginning January 1, 2003.
  - c. That Ballot Measure 3-78 has received the majority affirmative votes.
2. This resolution becomes effective upon adoption.

ADOPTED by the City Council of the City of Wilsonville at a regular meeting this 2<sup>nd</sup> day of December, 2002, and filed with the Wilsonville City Recorder this date.

  
CHARLOTTE LEHAN, MAYOR

ATTEST:

  
Sandra C. King, CMC, City Recorder

SUMMARY of votes:

Mayor Lehan	Yes
Councilor Helser	Yes
Councilor Barton	Yes
Councilor Kirk	Yes
Councilor Holt	Yes

Attached: Abstract of Votes

Statement of Vote - Clackamas County General Election - Nov. 5, 2002  
 \*\* City of Wilsonville - Councilors \*\*


Page Number 55.040.001

	REGISTERED VOTERS	TURNOUT	TURNOUT PERCENTAGE	Alan Kirk - Councilor	Sandra Wilstonville - Councilor	BLANKS	OVERVOTES
CONSOL PREC NO 201	978	706	72.1%	351	325	213	0
CONSOL PREC NO 202	1709	1146	67.0%	509	560	383	0
CONSOL PREC NO 203	1274	1046	82.1%	533	472	349	0
CONSOL PREC NO 204	891	780	87.5%	384	358	256	0
CONSOL PREC NO 205	1090	771	70.7%	354	375	242	0
CONSOL PREC NO 206	1545	1139	73.7%	501	541	383	0
**** TOTALS ****	7487	5588	74.6%	2632	2631	1826	0

CITY OF WILSONVILLE, COUNCIL

MISCELLANEOUS WRITE-INS 10

*Rec'd 11/26/02  
 AEL*




CERTIFIED COPY OF THE ORIGINAL  
 ARDIS STEVENSON, COUNTY CLERK  
 BY: *[Signature]*  
 Deputy  
 11-22-02

Statement of Vote - Clackamas County General Election - Nov. 5, 2002  
 \*\* City of Wilsonville - Measure 3-78 \*\*

Page Number 87.055.001

	REGIST ERED VOTERS	TURN OUT	TURN OUT PERCENTAGE	Voter Meas - 3-78/ Approval of Wilsonville - YES	City Meas - 3-78/ Wilsonville - NO	BLANKS	OVERVOTES
CONSOL PREC NO 201	978	706	72.1%	475	201	30	0
CONSOL PREC NO 202	1709	1146	67.0%	730	331	82	3
CONSOL PREC NO 203	1274	1046	82.1%	611	331	102	2
CONSOL PREC NO 204	891	780	87.5%	457	264	58	1
CONSOL PREC NO 205	1090	771	70.7%	546	189	34	2
CONSOL PREC NO 206	1545	1139	73.7%	731	356	50	2
**** T O T A L S ****	7487	5588	74.6%	3550	1672	356	10



CERTIFIED COPY OF THE ORIGINAL  
 ARDIS STEVENSON, COUNTY CLERK  
 BY: *[Signature]*  
 Deputy  
 11-27-02



Statement of Vote - Clackamas County General Election - Nov. 5, 2002  
 \*\* City of Wilsonville - Councilors \*\*


Page Number 55.040.001

	REGIS- TERED VOTERS	TURN- OUT	TURN- OUT PERCENTAGE	Cil- lan- y - Kirk Wil- son- ville - Coun	Sand- ra - Wil- son- ville - Coun	BLANKS	OVERVOTES											
CONSOL PREC NO 201	978	706	72.1%	351	325	213	0											
CONSOL PREC NO 202	1709	1146	67.0%	509	560	383	0											
CONSOL PREC NO 203	1274	1046	82.1%	533	472	349	0											
CONSOL PREC NO 204	891	780	87.5%	384	358	256	0											
CONSOL PREC NO 205	1090	771	70.7%	354	375	242	0											
CONSOL PREC NO 206	1545	1139	73.7%	501	541	383	0											
**** TOTALS ****	7487	5588	74.6%	2632	2631	1826	0											

CITY OF WILSONVILLE, COUNCIL

MISCELLANEOUS WRITE-INS 10

*Rec'd 11/26/02  
ack*



CERTIFIED COPY OF THE ORIGINAL  
 ARDIS STEVENSON, COUNTY CLERK  
 BY: *[Signature]*  
 Deputy  
 11-22-02

Statement of Vote - Clackamas County General Election - Nov. 5, 2002  
 \*\* City of Wilsonville - Measure 3-78 \*\*

Page Number 87.055.001

	REG- ISTERED VOTERS	TURN- OUT	TURN- OUT PER- CENTAGE	M V e a s - 3 - 7 8 / W i l s o n v i l l e - Y E S	C i t y H a l l ? M e a s - 3 - 7 8 / W i l s o n v i l l e - N O	B L A N K S	O V E R V O T E S														
CONSOL PREC NO 201	978	706	72.1%	475	201	30	0														
CONSOL PREC NO 202	1709	1146	67.0%	730	331	82	3														
CONSOL PREC NO 203	1274	1046	82.1%	611	331	102	2														
CONSOL PREC NO 204	891	780	87.5%	457	264	58	1														
CONSOL PREC NO 205	1090	771	70.7%	546	189	34	2														
CONSOL PREC NO 206	1545	1139	73.7%	731	356	50	2														
**** T O T A L S ****	7487	5588	74.6%	3550	1672	356	10														




CERTIFIED COPY OF THE ORIGINAL  
 BY: ARDIS STEVENSON, COUNTY CLERK  
 11-27-02

GENERAL ELECTION 2002  
2002/11/05  
SUMMARY REPORT

Date 11/22/2002  
Time 09:04:39

TOTAL VOTER STATISTICS		(#/PCT 154)	(#/RPT 154)	(%/RP 100.0)	STATE SENATE DIST 13	(#/PCT 24)	(#/RPT 24)	(%/RP 100.0)	STATE SENATE DIST 19	(#/PCT 12)	(#/RPT 12)	(%/RP 100.0)	STATE REP DIST 29	(#/PCT 10)	(#/RPT 10)	(%/RP 100.0)
VOTER REGISTRATION		228557			(No. to vote for 1)				(No. to vote for 1)				(No. to vote for 1)			
TURNOUT		155008	67.8		KEN CROWLEY	5723	38.4		RICHARD DEVLIN	3347	44.2		CHUCK RILEY	6425	48.3	
					CHARLES STARR	9159	61.5		BOB TIERNAN	3990	52.7		MARY GALLEGOS	6859	51.6	
US SENATOR					Blank voted (ballots)	1832	10.9		DAVID M AKIN	230	3.0		Blank voted (ballots)	1240	8.5	
(No. to vote for 1)					Over voted (ballots)	25	0.1		Blank voted (ballots)	873	10.3		Over voted (ballots)	39	0.2	
									Over voted (ballots)	22	0.2					
LON MABON		2516	1.6		STATE SENATE DIST 15	(#/PCT 33)	(#/RPT 33)	(%/RP 100.0)	STATE REP DIST 26	(#/PCT 24)	(#/RPT 24)	(%/RP 100.0)	STATE REP DIST 30	(#/PCT 23)	(#/RPT 23)	(%/RP 100.0)
BILL BRADBURY		56555	37.4		(No. to vote for 1)				(No. to vote for 1)				(No. to vote for 1)			
GORDON H SMITH		88737	58.7		BRUCE STARR	18364	61.9		RICK ROSS	5450	37.7		JOHN MCCARTNEY	590	3.3	
DAN FITZGERALD		3180	2.1		ERMINE TODD	10283	34.7		JERRY KRUMMEL	8970	62.2		ARON CARLESON	8363	47.8	
Blank voted (ballots)		3781	2.4		TOM HUMPHREY	983	3.3		Blank voted (ballots)	2292	13.6		DERRICK KITTS	8540	48.8	
Over voted (ballots)		239	0.1		Blank voted (ballots)	4374	12.8		Over voted (ballots)	27	0.1		Blank voted (ballots)	1992	10.1	
Over voted (ballots)					Over voted (ballots)	95	0.2		Over voted (ballots)				Over voted (ballots)	51	0.2	
REP IN CONGRESS -1ST DST					STATE SENATE DIST 16	(#/PCT 7)	(#/RPT 7)	(%/RP 100.0)	STATE REP DIST 27	(#/PCT 19)	(#/RPT 19)	(%/RP 100.0)	STATE REP DIST 32	(#/PCT 7)	(#/RPT 7)	(%/RP 100.0)
(No. to vote for 1)					(No. to vote for 1)				(No. to vote for 1)				(No. to vote for 1)			
					HELEN MCDANIEL	172	4.5		MARK HASS	12421	100.0		JOE MEYER	2048	55.5	
JIM GREENFIELD		53497	37.2		JOAN DUKES	1484	39.3		Blank voted (ballots)	8680	41.1		ELAINE M HOPSON	1638	44.4	
DAVID WU		85805	59.7		DON FELL	2116	56.0		Over voted (ballots)	0	0.0		Blank voted (ballots)	712	16.1	
BETH A KING		4319	3.0		Blank voted (ballots)	620	14.0		STATE REP DIST 28	(#/PCT 12)	(#/RPT 12)	(%/RP 100.0)	Over voted (ballots)	10	0.2	
Blank voted (ballots)		11319	7.3		Over voted (ballots)	16	0.3		(No. to vote for 1)				STATE REP DIST 33	(#/PCT 12)	(#/RPT 12)	(%/RP 100.0)
Over voted (ballots)		68	0.0		STATE SENATE DIST 17	(#/PCT 32)	(#/RPT 32)	(%/RP 100.0)	JEFF BARKER	7568	48.1		(No. to vote for 1)			
					(No. to vote for 1)				KEITH PARKER	7528	47.8		MITCH GREENLICK	6148	47.3	
GOVERNOR					CHARLIE RINGO	14908	49.0		MARK VETANEN	628	3.9		ANTHONY AMBROSE	568	4.3	
(No. to vote for 1)					BILL WITT	15509	50.9		Blank voted (ballots)	1565	9.0		ERIK T HARTUNG	6262	48.2	
					Blank voted (ballots)	2674	8.0		Over voted (ballots)	47	0.2		Blank voted (ballots)	1159	8.1	
KEVIN L MANNIX		71806	48.2		Over voted (ballots)	55	0.1					Over voted (ballots)	27	0.1		
TOM COX		6203	4.1													
TED KULONGOSKI		70859	47.5													
Blank voted (ballots)		5635	3.6													
Over voted (ballots)		505	0.3													



CERTIFIED TO BE A TRUE AND  
CORRECT COPY OF THE ORIGINAL

Date 11-22-02


WASHINGTON COUNTY  
ELECTIONS DIVISION

BY [Signature]



GENERAL ELECTION 2002  
2002/11/05  
SUMMARY REPORT

34-54 COUNTY LIBRARY LOL (#/PCT 154) (#/RPT 154) (No. to vote for 1) (%/RP 100.0)	34-59 HILLSBORO CITY LIB (#/PCT 17) (#/RPT 17) (No. to vote for 1) (%/RP 100.0)	3-93 LAKE OSWEGO PARKS (#/PCT 1) (#/RPT 1) (No. to vote for 1) (%/RP 100.0)	36-43 NEWBERG SCH BONDS (#/PCT 3) (#/RPT 3) (No. to vote for 1) (%/RP 100.0)
YES 72605 49.7 NO 73216 50.2	YES 8916 47.8 NO 9730 52.1	YES 1 20.0 NO 4 80.0	YES 133 53.2 NO 117 46.8
Blank voted (ballots) 9070 5.8 Over voted (ballots) 117 0.0	Blank voted (ballots) 1167 5.8 Over voted (ballots) 6 0.0	Blank voted (ballots) 0 0.0 Over voted (ballots) 0 0.0	Blank voted (ballots) 16 6.0 Over voted (ballots) 0 0.0
34-56 COUNTY EXHIBITION (#/PCT 154) (#/RPT 154) (No. to vote for 1) (%/RP 100.0)	34-57 BEAVERTON CITY FLUORIDATION (#/PCT 23) (#/RPT 23) (No. to vote for 1) (%/RP 100.0)	26-33 PDX CHILD LEVY (#/PCT 5) (#/RPT 5) (No. to vote for 1) (%/RP 100.0)	
YES 45865 32.0 NO 97202 67.9	YES 11642 52.9 NO 10339 47.0	YES 232 57.1 NO 174 42.8	
Blank voted (ballots) 11867 7.6 Over voted (ballots) 74 0.0	Blank voted (ballots) 1682 7.1 Over voted (ballots) 10 0.0	Blank voted (ballots) 31 7.0 Over voted (ballots) 0 0.0	
34-55 ESPD LEVY (#/PCT 62) (#/RPT 62) (No. to vote for 1) (%/RP 100.0)	34-53 KING CITY FUEL TAX (#/PCT 2) (#/RPT 2) (No. to vote for 1) (%/RP 100.0)	26-34 PDX PARK LEVY (#/PCT 5) (#/RPT 5) (No. to vote for 1) (%/RP 100.0)	
YES 38460 67.7 NO 18275 32.2	YES 653 48.8 NO 683 51.1	YES 269 65.4 NO 142 34.5	
Blank voted (ballots) 3848 6.3 Over voted (ballots) 35 0.0	Blank voted (ballots) 112 7.7 Over voted (ballots) 0 0.0	Blank voted (ballots) 26 5.9 Over voted (ballots) 0 0.0	
34-61 CORNELIUS FIRE LOL (#/PCT 9) (#/RPT 9) (No. to vote for 1) (%/RP 100.0)	34-60 FG CITY P & F LEVY (#/PCT 2) (#/RPT 2) (No. to vote for 1) (%/RP 100.0)	5-104 SCAPPOOSE SCH BOND (#/PCT 2) (#/RPT 2) (No. to vote for 1) (%/RP 100.0)	
YES 294 43.6 NO 379 56.3	YES 2878 58.6 NO 2031 41.3	YES 12 36.3 NO 21 63.6	
Blank voted (ballots) 49 6.7 Over voted (ballots) 0 0.0	Blank voted (ballots) 358 6.7 Over voted (ballots) 5 0.0	Blank voted (ballots) 1 2.9 Over voted (ballots) 0 0.0	
34-58 HILLSBORO LEVY POLICE, FIRE AND PARK (#/PCT 17) (#/RPT 17) (No. to vote for 1) (%/RP 100.0)	3-78 WILSONVILLE CHARTER (#/PCT 1) (#/RPT 1) (No. to vote for 1) (%/RP 100.0)	3-75 W LINN-WILSONVILLE (#/PCT 2) (#/RPT 2) (No. to vote for 1) (%/RP 100.0)	
YES 13131 70.1 NO 5593 29.8	YES 1 50.0 NO 1 50.0	YES 14 40.0 NO 21 60.0	
Blank voted (ballots) 1088 5.4 Over voted (ballots) 7 0.0	Blank voted (ballots) 0 0.0 Over voted (ballots) 0 0.0	Blank voted (ballots) 3 7.8 Over voted (ballots) 0 0.0	




\*\*\*\* OFFICIAL STATEMENT OF THE GENERAL ELECTION ON NOVEMBER 5, 2002\*\*\*\*  
 3-78 WILSONVILLE CHARTER

Page Number 149.093.001

REGISTE RED VOTERS	TURN OUT	TURN OUT PER CENT AGE	YES 3- 78 WIL SON VIL LE CH AR TE R	NO 3- 78 WIL SON VIL LE CH AR TE R
--------------------------	-------------	-----------------------------------	---	--


432 WILSONVILLE	2	2100.0%	1	1
**** T O T A L S ****	2	2100.0%	1	1



GENERAL ELECTION 2002  
2002/11/05  
SUMMARY REPORT

Date 11/22/2002  
Time 09:04:39

TOTAL VOTER STATISTICS (#/PCT 154) (#/RPT 154) (%/RP 100.0)	STATE SENATE DIST 13 (#/PCT 24) (#/RPT 24) (No. to vote for 1) (%/RP 100.0)	STATE SENATE DIST 19 (#/PCT 12) (#/RPT 12) (No. to vote for 1) (%/RP 100.0)	STATE REP DIST 29 (#/PCT 10) (#/RPT 10) (No. to vote for 1) (%/RP 100.0)
VOTER REGISTRATION 228557 TURNOUT 155008 67.8	KEN CROWLEY 5723 38.4 CHARLES STARR 9159 61.5	RICHARD DEVLIN 3347 44.2 BOB TIERNAN 3990 52.7 DAVID M AKIN 230 3.0	CHUCK RILEY 6425 48.3 MARY GALLEGOS 6859 51.6
US SENATOR (#/PCT 154) (#/RPT 154) (No. to vote for 1) (%/RP 100.0)	Blank voted (ballots) 1832 10.9 Over voted (ballots) 25 0.1	Blank voted (ballots) 873 10.3 Over voted (ballots) 22 0.2	Blank voted (ballots) 1240 8.5 Over voted (ballots) 39 0.2
LON MABON 2516 1.6 BILL BRADBURY 56555 37.4 GORDON H SMITH +3 88737 58.7 DAN FITZGERALD 3180 2.1	STATE SENATE DIST 15 (#/PCT 33) (#/RPT 33) (No. to vote for 1) (%/RP 100.0)	STATE REP DIST 26 (#/PCT 24) (#/RPT 24) (No. to vote for 1) (%/RP 100.0)	STATE REP DIST 30 (#/PCT 23) (#/RPT 23) (No. to vote for 1) (%/RP 100.0)
Blank voted (ballots) 3781 2.4 Over voted (ballots) 239 0.1	BRUCE STARR 18364 61.9 ERMINE TODD 10283 34.7 TOM HUMPHREY 983 3.3	RICK ROSS 5450 37.7 JERRY KRUMMEL 8970 62.2	JOHN MCCARTNEY 590 3.3 ARON CARLESON 8363 47.8 DERRICK KITTS 8540 48.8
REP IN CONGRESS -1ST DST (#/PCT 154) (#/RPT 154) (No. to vote for 1) (%/RP 100.0)	Blank voted (ballots) 4374 12.8 Over voted (ballots) 95 0.2	Blank voted (ballots) 2292 13.6 Over voted (ballots) 27 0.1	Blank voted (ballots) 1992 10.1 Over voted (ballots) 51 0.2
JIM GREENFIELD 53497 37.2 DAVID WU +1 85805 59.7 BETH A KING 4319 3.0	STATE SENATE DIST 16 (#/PCT 7) (#/RPT 7) (No. to vote for 1) (%/RP 100.0)	STATE REP DIST 27 (#/PCT 19) (#/RPT 19) (No. to vote for 1) (%/RP 100.0)	STATE REP DIST 32 (#/PCT 7) (#/RPT 7) (No. to vote for 1) (%/RP 100.0)
Blank voted (ballots) 11319 7.3 Over voted (ballots) 68 0.0	HELEN MCDANIEL 172 4.5 JOAN DUKES 1484 39.3 DON FELL 2116 56.0	MARK HASS 12421 100.0	JOE MEYER 2048 55.5 ELAINE M HOPSON 1638 44.4
GOVERNOR (#/PCT 154) (#/RPT 154) (No. to vote for 1) (%/RP 100.0)	Blank voted (ballots) 620 14.0 Over voted (ballots) 16 0.3	Blank voted (ballots) 8680 41.1 Over voted (ballots) 0 0.0	Blank voted (ballots) 712 16.1 Over voted (ballots) 10 0.2
KEVIN L MANNIX +3 71806 48.2 TOM COX 6203 4.1 TED KULONGOSKI 70859 47.5	STATE SENATE DIST 17 (#/PCT 32) (#/RPT 32) (No. to vote for 1) (%/RP 100.0)	STATE REP DIST 28 (#/PCT 12) (#/RPT 12) (No. to vote for 1) (%/RP 100.0)	STATE REP DIST 33 (#/PCT 12) (#/RPT 12) (No. to vote for 1) (%/RP 100.0)
Blank voted (ballots) 5635 3.6 Over voted (ballots) 505 0.3	CHARLIE RINGO 14908 49.0 BILL WITT +1 15509 50.9	JEFF BARKER 7568 48.1 KEITH PARKER 7528 47.8 MARK VETANEN 628 3.9	MITCH GREENLICK 6148 47.3 ANTHONY AMBROSE 568 4.3 ERIK T HARTUNG 6262 48.2
	Blank voted (ballots) 2674 8.0 Over voted (ballots) 55 0.1	Blank voted (ballots) 1565 9.0 Over voted (ballots) 47 0.2	Blank voted (ballots) 1159 8.1 Over voted (ballots) 27 0.1



CERTIFIED TO BE A TRUE AND  
CORRECT COPY OF THE ORIGINAL


Date 11-22-02

WASHINGTON COUNTY  
ELECTIONS DIVISION

BY [Signature]

GENERAL ELECTION 2002  
2002/11/05  
SUMMARY REPORT

PORTLAND CITY COMM P2 POSITION 2 (No. to vote for 1)	(#/PCT 5) (#/RPT 5) (%/RP 100.0)	SHERWOOD CITY MAYOR (No. to vote for 1)	(#/PCT 2) (#/RPT 2) (%/RP 100.0)	TUALATIN CITY MAYOR (No. to vote for 1)	(#/PCT 6) (#/RPT 6) (%/RP 100.0)	SOIL AND WATER DIR Z-3 (No. to vote for 1)	(#/PCT 154) (#/RPT 154) (%/RP 100.0)
ERIK STEN	199 100.0	MARK COTTLE	2568 100.0	LOU OGDEN	3619 100.0	STEVEN HUFFMAN	61686 100.0
Blank voted (ballots)	238 54.4	Blank voted (ballots)	2354 47.8	Blank voted (ballots)	2907 44.5	Blank voted (ballots)	93322 60.2
Over voted (ballots)	0 0.0	Over voted (ballots)	0 0.0	Over voted (ballots)	0 0.0	Over voted (ballots)	0 0.0
PORTLAND CITY COMM P3 POSITION 3 (No. to vote for 1)	(#/PCT 5) (#/RPT 5) (%/RP 100.0)	SHERWOOD CITY COUNCIL 3 (4YR), 1(2YR) (No. to vote for 4)	(#/PCT 2) (#/RPT 2) (%/RP 100.0)	TUALATIN CITY COUNCIL P1 POSITION 1 (No. to vote for 1)	(#/PCT 6) (#/RPT 6) (%/RP 100.0)	SOIL AND WATER DIR Z-4 (No. to vote for 1)	(#/PCT 154) (#/RPT 154) (%/RP 100.0)
DAN SALTZMAN	195 100.0	DAVE GRANT	2570 22.8	GARY RUSYNYK	1645 42.2	JOHN A MCDONALD	61364 100.0
Blank voted (ballots)	242 55.3	JAMES MASON	1773 15.7	JAMES (JAY) O HARRIS	2247 57.7	Blank voted (ballots)	93644 60.4
Over voted (ballots)	0 0.0	LEE WEISLOGEL	2216 19.6	Blank voted (ballots)	2617 40.1	Over voted (ballots)	0 0.0
		DENNIS DURRELL	2427 21.5	Over voted (ballots)	17 0.2		
		DAVE HEIRONIMUS	2264 20.1				
PORTLAND CITY COMM P4 POSITION 4 (No. to vote for 1)	(#/PCT 5) (#/RPT 5) (%/RP 100.0)	Blank voted (ballots)	1445 29.3	TUALATIN CITY COUNCIL P3 POSITION 3 (No. to vote for 1)	(#/PCT 6) (#/RPT 6) (%/RP 100.0)	SOIL AND WATER DIR Z-5 (No. to vote for 1)	(#/PCT 154) (#/RPT 154) (%/RP 100.0)
RANDY LEONARD	182 57.5	Over voted (ballots)	15 0.3	CHRIS BERGSTROM	3388 100.0	DANIEL J LOGAN	60624 100.0
SERENA CRUZ	134 42.4	TIGARD CITY MAYOR (No. to vote for 1)	(#/PCT 10) (#/RPT 10) (%/RP 100.0)	Blank voted (ballots)	3138 48.0	Blank voted (ballots)	94384 60.8
Blank voted (ballots)	118 27.0	JIM GRIFFITH	8369 100.0	Over voted (ballots)	0 0.0	Over voted (ballots)	0 0.0
Over voted (ballots)	3 0.6						
PORTLAND CITY AUDITOR (No. to vote for 1)	(#/PCT 5) (#/RPT 5) (%/RP 100.0)	Blank voted (ballots)	7094 45.8	TUALATIN CITY COUNCIL P5 POSITION 5 (No. to vote for 1)	(#/PCT 6) (#/RPT 6) (%/RP 100.0)	SOIL AND WATER DIR AT-L AT LARGE (No. to vote for 1)	(#/PCT 154) (#/RPT 154) (%/RP 100.0)
GARY BLACKMER	188 100.0	Over voted (ballots)	0 0.0	MICHAEL MILLS	1539 40.3	GEORGE E MARSH	26290 38.0
Blank voted (ballots)	249 56.9	TIGARD CITY COUNCIL VOTE FOR 2 (No. to vote for 2)	(#/PCT 10) (#/RPT 10) (%/RP 100.0)	CHRIS BARRYHTE	2276 59.6	CRAIG BURNHAM	42846 61.9
Over voted (ballots)	0 0.0	MARK F MAHON	4298 28.0	Blank voted (ballots)	2704 41.4	Blank voted (ballots)	85170 54.9
		NICK WILSON	5426 35.3	Over voted (ballots)	7 0.1	Over voted (ballots)	702 0.4
		SYDNEY L SHERWOOD	5625 36.6				
RIVERGROVE CITY COUNCIL 2(4YR), 1(2YR) (No. to vote for 3)	(#/PCT 1) (#/RPT 1) (%/RP 100.0)	Blank voted (ballots)	5776 37.3	WILSONVILLE CITY COUNCIL VOTE FOR 2 (No. to vote for 2)	(#/PCT 1) (#/RPT 1) (%/RP 100.0)	METRO COUNCIL PRESIDENT (No. to vote for 1)	(#/PCT 139) (#/RPT 139) (%/RP 100.0)
ARNE NYBERG	11 32.3	Over voted (ballots)	26 0.1	ALAN KIRK	0 0.0	DAVID BRAGDON	47955 52.0
HAPEZ DARAE	11 32.3			SANDRA SCOTT TABB	0 0.0	KATE SCHIELE	44230 47.9
LARRY BARRETT	12 35.2			Blank voted (ballots)	2 100.0	Blank voted (ballots)	49096 34.6
Blank voted (ballots)	2 12.5			Over voted (ballots)	0 0.0	Over voted (ballots)	294 0.2
Over voted (ballots)	0 0.0						



\*\*\*\* OFFICIAL STATEMENT OF THE GENERAL ELECTION ON NOVEMBER 5, 2002\*\*\*\*  
WILSONVILLE CITY COUNCIL

Page Number 83.066.001

REGISTERED  
VOTERS

T  
U  
R  
N  
O  
U  
T

T  
U  
R  
N  
O  
U  
T  
  
P  
E  
R  
C  
E  
N  
T  
A  
G  
E

W  
I  
L  
S  
O  
N  
V  
I  
L  
L  
E  
  
C  
I  
T  
Y  
  
C  
O  
U  
N  
C  
I  
L

W  
I  
L  
S  
O  
N  
V  
I  
L  
L  
E  
  
C  
I  
T  
Y  
  
C  
O  
U  
N  
C  
I  
L

S  
A  
N  
D  
R  
A  
S  
C  
O  
T  
T  
  
T  
A  
B  
B

W  
I  
L  
S  
O  
N  
V  
I  
L  
L  
E  
  
C  
I  
T  
Y  
  
C  
O  
U  
N  
C  
I  
L

432 WILSONVILLE	2	2100.0%	0	0
**** T O T A L S ****	2	2100.0%	0	0

