

Wilsonville, OR

The National Community Survey

Report of Results
2024

Report by:



Visit us online!
www.polco.us



National Research Center at Polco is a charter member of the AAPOR Transparency Initiative, providing clear disclosure of our sound and ethical survey research practices.

About The NCS™

The National Community Survey™ (The NCS™) report is about the “livability” of Wilsonville. A livable community is a place that is not simply habitable, but that is desirable. It is not only where people do live, but where they want to live. The survey was developed by the experts from National Research Center at Polco.

Great communities are partnerships of the government, private sector, community-based organizations and residents, all geographically connected. The NCS captures residents’ opinions considering ten central facets of a community:

- Economy
- Mobility
- Community Design
- Utilities
- Safety
- Natural Environment
- Parks and Recreation
- Health and Wellness
- Education, Arts, and Culture
- Inclusivity and Engagement



POWERED BY POLCO



The report provides the opinions of a representative sample of 422 residents of the City of Wilsonville collected from March 8, 2024 to April 19, 2024. The margin of error around any reported percentage is 5% for all respondents and the response rate for the 2024 survey was 15%. Survey results were weighted so that the demographic profile of respondents was representative of the demographic profile of adults in Wilsonville.



How the results are reported

For the most part, the percentages presented in the following tabs represent the “percent positive.” Most commonly, the percent positive is the combination of the top two most positive response options (i.e., excellent/good, very safe/somewhat safe, etc.). On many of the questions in the survey respondents may answer “don’t know.” The proportion of respondents giving this reply is shown in the full set of responses included in the tab “Complete data.” However, these responses have been removed from the analyses presented in most of the tabs. In other words, the

tables and graphs display the responses from respondents who had an opinion about a specific item.

Comparisons to benchmarks

NRC's database of comparative resident opinion is comprised of resident perspectives gathered in surveys from over 500 communities whose residents evaluated the same kinds of topics on The National Community Survey. The comparison evaluations are from the most recent survey completed in each community in the last five years. NRC adds the latest results quickly upon survey completion, keeping the benchmark data fresh and relevant. The communities in the database represent a wide geographic and population range. In each tab, Wilsonville's results are noted as being "higher" than the benchmark, "lower" than the benchmark, or "similar" to the benchmark, meaning that the average rating given by Wilsonville residents is statistically similar to or different (greater or lesser) than the benchmark. Being rated as "higher" or "lower" than the benchmark means that Wilsonville's average rating for a particular item was more than 10 points different than the benchmark. If a rating was "much higher" or "much lower," then Wilsonville's average rating was more than 20 points different when compared to the benchmark.

Trends over time

Trend data for Wilsonville represent important comparison data and should be examined for improvements or declines.¹ Deviations from stable trends over time represent opportunities for understanding how local policies, programs, or public information may have affected residents' opinions. Changes between survey years have been noted with an arrow and the percent difference. If the difference is greater than seven percentage points between the 2022 and 2024 surveys, the change is statistically significant.

1. In 2020, The NCS survey was updated to include new and refreshed items. Consequently, some of the trends may be impacted due to wording modifications that could have potentially altered the meaning of the item for the respondent.

Methods

Selecting survey recipients

All households within the City of Wilsonville were eligible to participate in the survey. A list of all households within the zip codes serving Wilsonville was purchased from Polco's mailing vendor, Go-Dog Direct, based on updated listings from the United States Postal Service. Since some of the zip codes that serve the City of Wilsonville households may also serve addresses that lie outside of the community, the exact geographic location of each housing unit was compared to community boundaries using the most current municipal boundary file. Addresses located outside of the City of Wilsonville boundaries were removed from the list of potential households to survey. From that list, addresses were randomly selected as survey recipients, with multi-family housing units (defined as those with a unit number) sampled at a rate of 5:3 compared to single family housing units.

An individual within each household was randomly selected using the "birthday method". The birthday method selects a person within the household by asking the "person who most recently had a birthday" to complete the questionnaire. The underlying assumption in this method is that day of birth has no relationship to the way people respond to surveys. This instruction was contained in the introduction of the survey.

Conducting the survey

The 3,000 randomly selected households received mailings beginning on March 8, 2024 and data collection for the survey remained open for six weeks. The first mailing was a postcard inviting the household to participate in the survey. The next mailing contained a cover letter with instructions, the survey questionnaire, and a postage-paid return envelope. All mailings included a web link to give residents the opportunity to respond to the survey online, as well as QR codes to further encourage participation. All follow-up mailings asked those who had not completed the survey to do so, and those who had already done so to refrain from completing the survey again.

About 6% of the 3,000 mailed invitations or surveys were returned because the household address was vacant or the postal service was unable to deliver the survey as addressed. Of the remaining 2,834 households that received the invitations to participate, 422 completed the survey, providing an overall response rate of 15%. The response rate was calculated using AAPOR's response rate #2 for mailed surveys of unnamed persons.²

It is customary to describe the precision of estimates made from surveys by a "level of confidence" and accompanying "confidence interval" (or margin of error). A traditional level of confidence, and the one used here, is 95%. The 95% confidence interval can be any size and quantifies the sampling error or imprecision of the survey results because some residents' opinions are relied on to estimate all residents' opinions. The margin of error for the City of Wilsonville survey is no greater than plus or minus five percentage points around any given percent reported for all respondents (422 completed surveys).

In addition to the randomly selected "probability sample" of households, a link to an online open-participation survey was publicized by the City of Wilsonville. The open-participation survey was identical to the random sample survey, with two small updates; it asked a question to confirm the respondent was a resident of Wilsonville and also a question about where they heard about the survey. The open-participation survey was open to all city residents and became available on April 5, 2024. The survey remained open for two weeks. The data presented in the following tabs exclude the open participation survey data, but a tab at the end provides the complete frequency of responses to questions by the open-participation respondents.

Analyzing the data

Responses from mailed surveys were entered into an electronic dataset using a “key and verify” method, where all responses are entered twice and compared to each other. Any discrepancies were resolved in comparison to the original survey form. Range checks as well as other forms of quality control were also performed. Responses from surveys completed on Polco were downloaded and merged with the mailed survey responses.

The demographics of the survey respondents were compared to those found in the 2020 Census and 2022 American Community Survey estimates for adults in the City of Wilsonville. The primary objective of weighting survey data is to make the survey respondents reflective of the larger population of the community. The characteristics used for weighting were age, sex, race, Hispanic origin, housing type, and housing tenure. No adjustments were made for design effects. Weights were calculated using an iterative, multiplicative raking model known as the ANES Weighting Algorithm.³ The results of the weighting scheme for the probability sample are presented in the following table.

NRC aligns demographic labels with those used by the U.S. Census for reporting purposes, when possible. Some categories (e.g., age, race/Hispanic origin, housing type, and length of residency) are combined into smaller subgroups.

		Unweighted	Weighted	Target ⁴
Age	18-34	9%	32%	32%
	35-54	23%	34%	34%
	55+	68%	34%	34%
Hispanic origin	No, not of Hispanic, Latino/a/x, or Spanish origin	94%	88%	88%
	Yes, I consider myself to be of Hispanic, Latino/a/x, or Spanish origin	6%	12%	12%
Housing tenure	Own	76%	51%	51%
	Rent	24%	49%	49%
Housing type	Attached	41%	58%	58%
	Detached	59%	42%	42%
Race & Hispanic origin	Not white alone	14%	24%	24%
	White alone, not Hispanic or Latino	86%	76%	76%
Sex	Man	43%	47%	47%
	Woman	57%	53%	53%

Sex/age	Man 18-34	4%	16%	16%
	Man 35-54	11%	16%	16%
	Man 55+	27%	14%	14%
	Woman 18-34	4%	15%	15%
	Woman 35-54	12%	17%	17%
	Woman 55+	41%	20%	20%

The survey datasets were analyzed using all or some of a combination of the Statistical Package for the Social Sciences (SPSS), R, Python and Tableau. For the most part, the percentages presented in the reports represent the “percent positive.” The percent positive is the combination of the top two most positive response options (i.e., excellent/good, very safe/somewhat safe, essential/very important, etc.), or, in the case of resident behaviors/participation, the percent positive represents the proportion of respondents indicating “yes” or participating in an activity at least once a month.

On many of the questions in the survey respondents may answer “don’t know.” The proportion of respondents giving this reply is shown in the full set of responses included in the tab “Complete data”. However, these responses have been removed from the analyses presented in the reports. In other words, the tables and graphs display the responses from respondents who had an opinion about a specific item.

Contact

The City of Wilsonville funded this research. Please contact Zoe Mombert of the City of Wilsonville at mombert@ci.wilsonville.or.us if you have any questions about the survey.

Study Limitations

All public opinion research is subject to unmeasured error. While the methodologies employed for this survey were designed to minimize this error as much as possible, these other sources of potential error should be acknowledged. **Non-response error** arises when those who were selected to participate in the survey did not do so, and may have different opinions or experiences than those who did respond. **Coverage error** refers to the possibility that some respondents that should have been included in the surveyed population were not (e.g., for a general resident survey, USPS mailing lists may exclude certain types of housing units, such as multi-family buildings where mail is delivered to a common area rather than to a specific unit (though this is rare), or where mail is received at a PO box instead of the at household's physical location. Finally, **recall bias** occurs when respondents may not perfectly remember their experiences in the past year (such as participation in social or civic events), and **social desirability bias** may cause respondents to answer in ways they think cast their responses in a more favorable light.

Survey Validity

See the Polco Knowledge Base article on survey validity at <https://info.polco.us/knowledge/statistical-vali>

2. See AAPOR's Standard Definitions for more information at <https://aapor.org/standards-and-ethics/standard-definitions/>

3. Pasek, J. (2014). ANES Weighting Algorithm. Retrieved from <https://surveyinsights.org/wp-content/uploads/2014/07/Full-anesrake-paper.pdf>

4. Targets come from the 2020 Census and 2022 American Community Survey

Key Findings

Highest-performing areas:

Ratings remained strong for the overall quality of the natural environment and parks and recreation in Wilsonville, with many related items ranking higher than national benchmark averages.

Residents highlighted safety as both a strength and a priority, as nearly all felt safe in their neighborhood and the city's downtown/commercial area during the day.

A higher-than-average proportion of residents gave positive marks for the City government being honest, being open and transparent, treating all residents fairly, and informing residents about issues facing the community.

While 2020 saw a significant drop in the positive impact residents expected the economy to have on their family income—in line with trends seen nationwide—these ratings have continued to rebound in Wilsonville through 2022 and 2024.

Lowest-performing areas:

While most items relating to the local economy remained similar to national benchmarks, the vibrancy of Wilsonville's downtown/commercial area ranked lower than average.

Compared to 2022 results, respondents offered less favorable reviews this year for the overall quality and variety of local business and service establishments.

Ratings for sidewalk maintenance have decreased to levels previously seen in 2020 and have experienced some fluctuations in the past several surveys, so additional monitoring or investigation may be needed.

Evaluations of the city's power utility and utility billing services both declined from previous survey results but remained on par with comparison communities.

Other notable results:

When asked to share—in their own words—the biggest priorities facing the City of Wilsonville over the next five years, residents identified affordable housing and/or cost of living as their top focus area, followed closely by the local economy (including small businesses and the vibrancy of Wilsonville's downtown).

Residents considered the Boones Ferry Messenger, the Wilsonville Spokesman, and the City of Wilsonville website to be the most popular sources for information regarding Wilsonville City Government.

Respondents said they were most likely to email a city official, participate in an online survey or forum, or call a city official to ask a question or share information with the City of Wilsonville.

Areas of greatest change since 2022:

Of the 123 evaluative questions included on both the 2022 and current survey iterations, 91 were statistically similar to previous results. Upward trends were seen in 22 items, while 10 ratings decreased since 2022. The most significant of those trends are listed below.

Increases

[Wilsonville community] valuing/respecting residents from diverse backgrounds (+17%)

Emergency preparedness (+16%)

Variety of housing options (+12%)

Openness and acceptance of the community toward people of diverse backgrounds (+12%)

Attracting people from diverse backgrounds (+12%)

Decreases

Snow removal (-19%)

Power utility (-13%)

Sidewalk maintenance (-11%)

Utility billing (-11%)

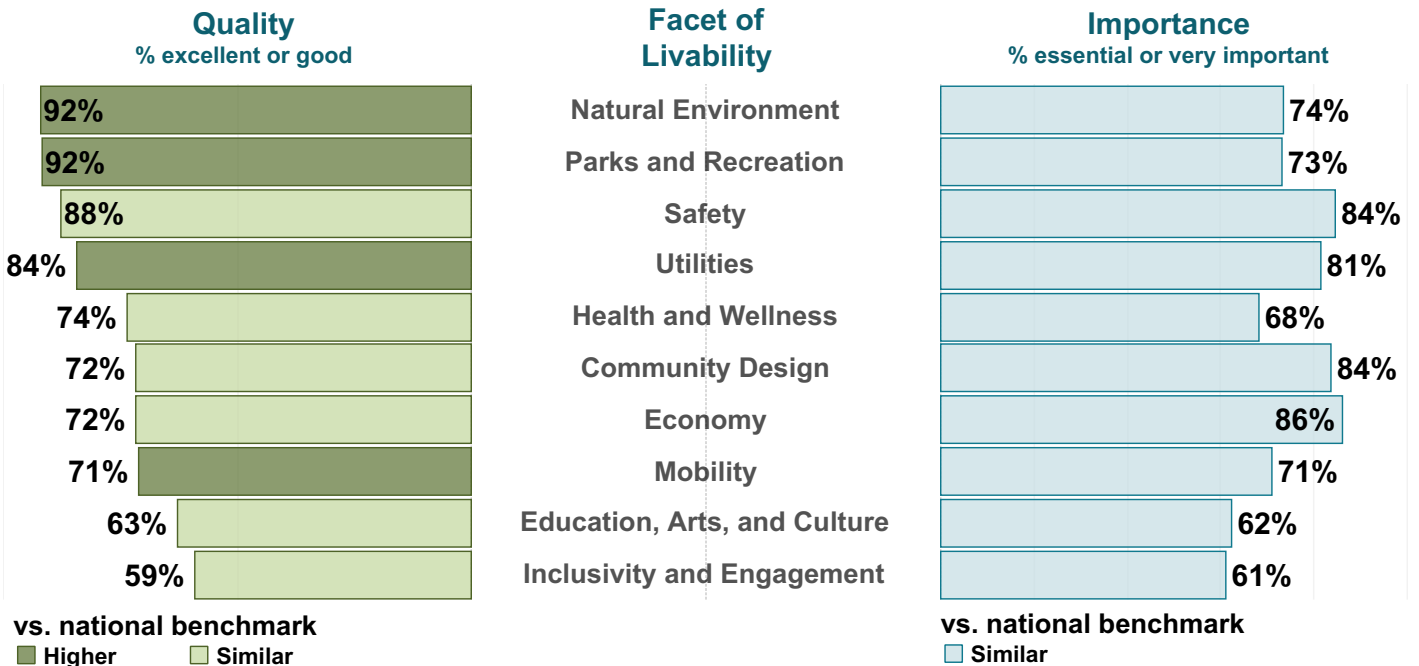
Facets of livability



Every jurisdiction must balance limited resources while meeting resident needs and striving to optimize community livability. To this end, it is helpful to know what aspects of the community are most important to residents and which they perceive as being of higher or lower quality. It is especially helpful to know when a facet of livability is considered of high importance but rated as lower quality, as this should be a top priority to address.

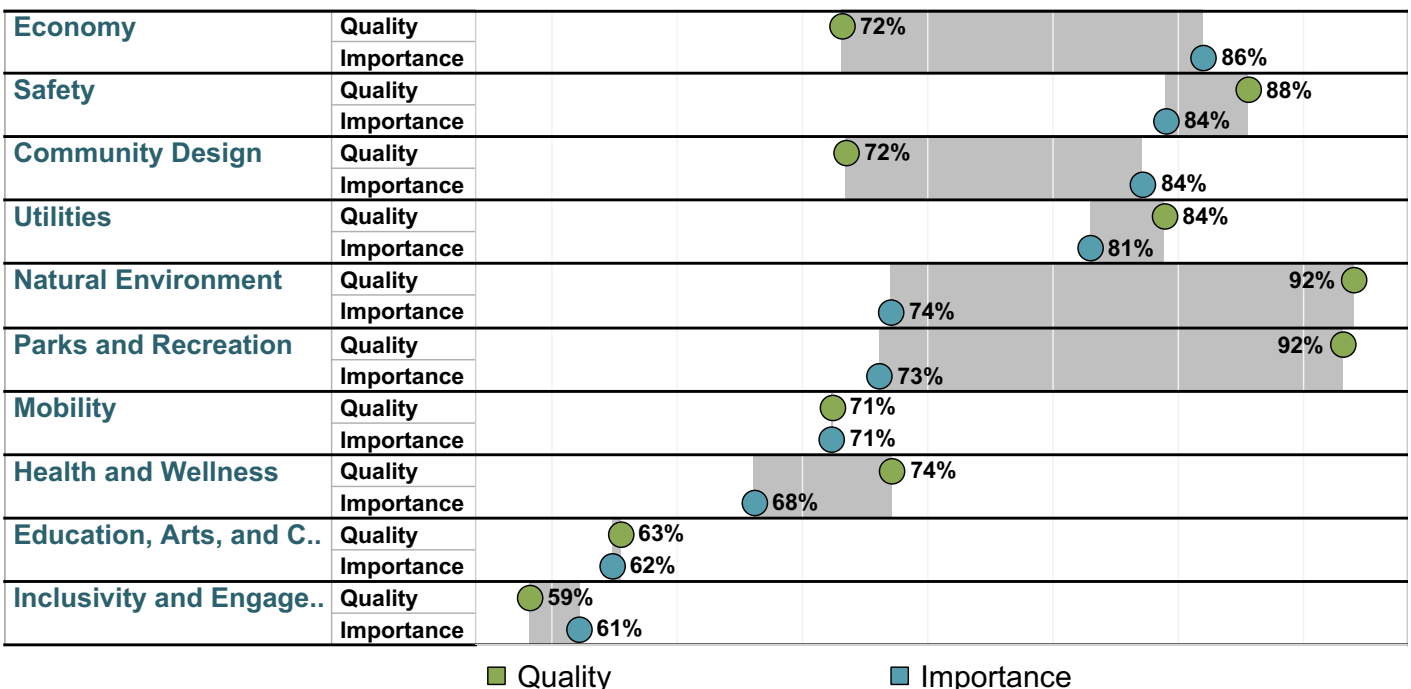
Quality and Importance by the Numbers

The table below shows the proportion of residents who rated the community facets positively for quality and the priority (importance) placed on each. Also displayed is whether local quality ratings were lower, similar, or higher t..



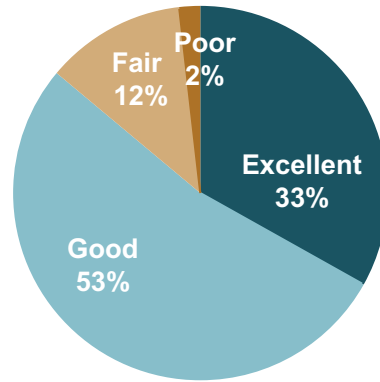
Quality/Importance Gap Analysis

The gap analysis chart below shows the same data as above; however, this chart more clearly illustrates the comparative differences in quality and importance ratings for each facet, as well as the absolute ratings for each.

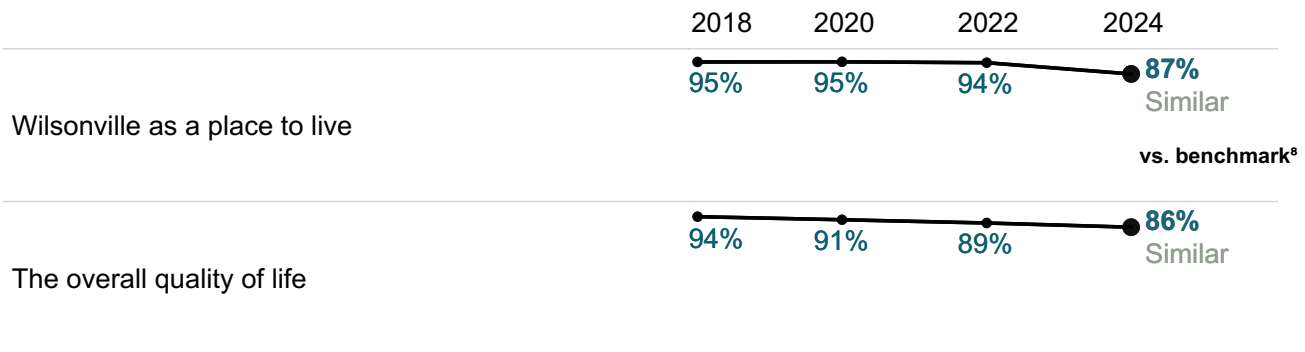


Quality of Life

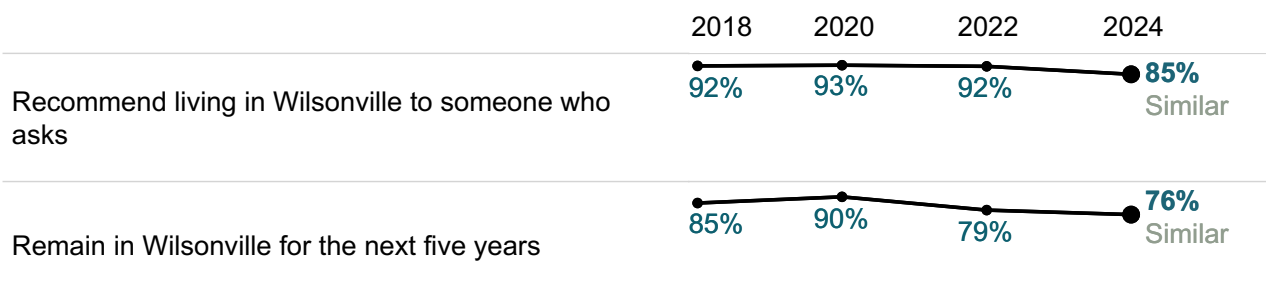
Measuring community livability starts with assessing the quality of life of those who live there, and ensuring that the community is attractive, accessible, and welcoming to all.




Please rate each of the following aspects of quality of life in Wilsonville.
(% excellent or good)



Please indicate how likely or unlikely you are to do each of the following.
(% very or somewhat likely)



Please rate each of the following in the Wilsonville community.
(% excellent or good)



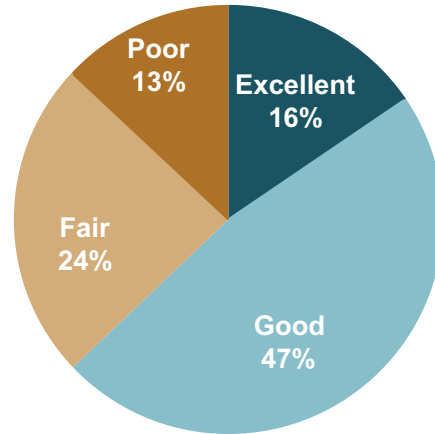
8. Comparison to the national benchmark is shown. If no comparison is available, this is left blank.



Governance

Strong local governments produce results that meet the needs of residents while making the best use of available resources, and are responsive to the present and future needs of the community as a whole.

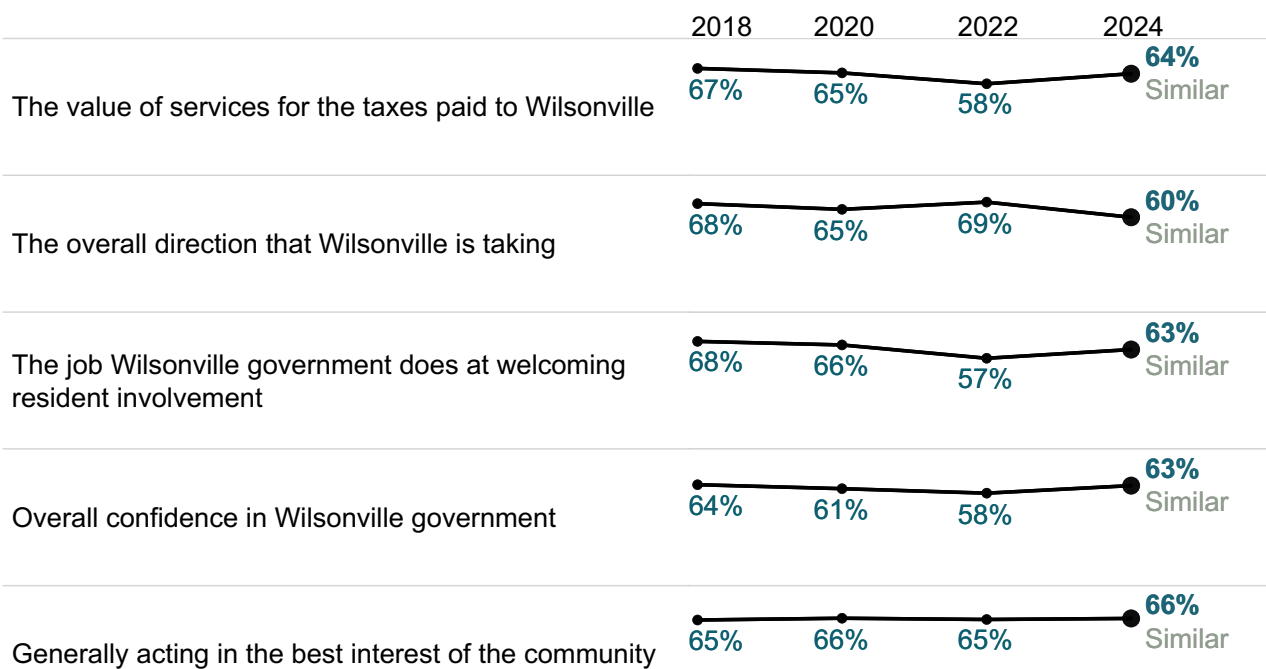
Overall confidence in Wilsonville government, 2024

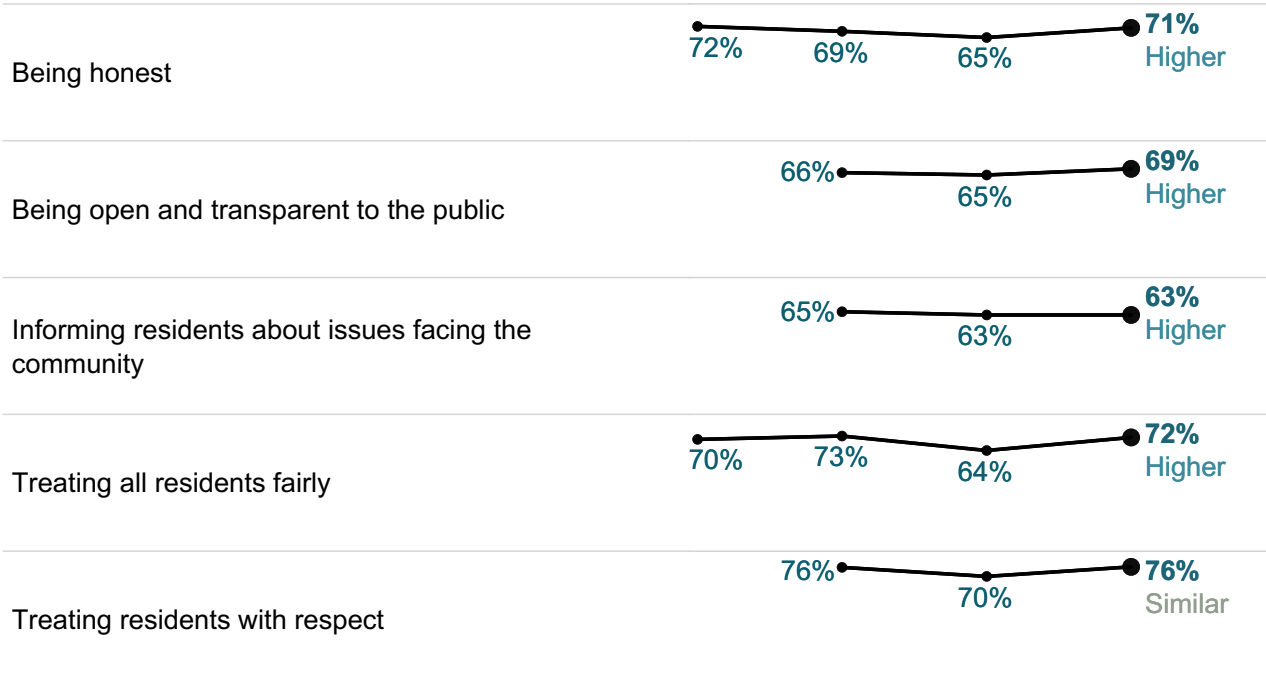


Please rate the quality of each of the following services in Wilsonville. (% excellent or good)

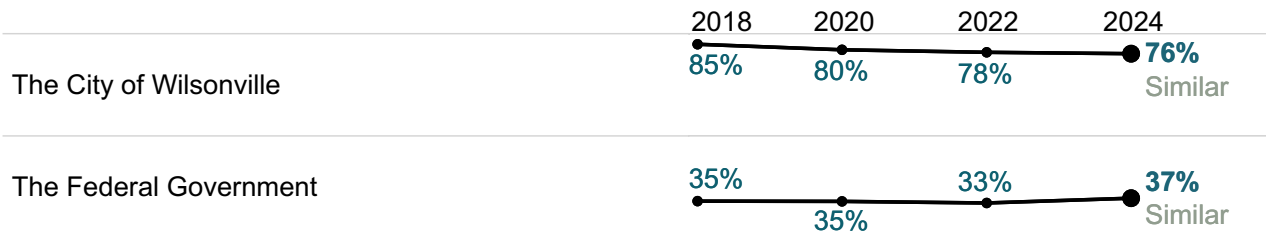


Please rate the following categories of Wilsonville government performance. (% excellent or good)





**Overall, how would you rate the quality of the services provided by each of the following?
(% excellent or good)**



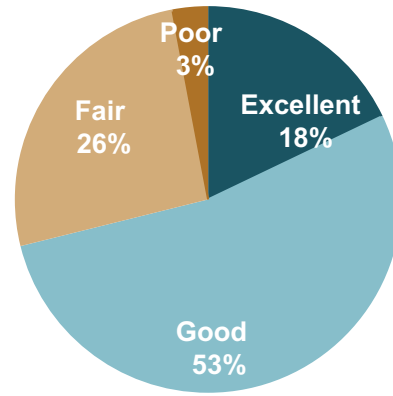
9. Comparison to the national benchmark is shown. If no comparison is available, this is left blank.




Economy

Local governments work together with private and nonprofit businesses, and with the community at large, to foster sustainable growth, create jobs, and promote a thriving local economy.

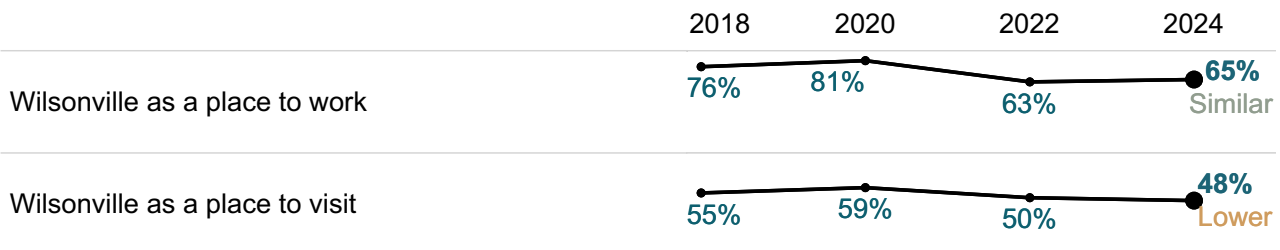
Overall economic health of Wilsonville, 2024




Please rate each of the following characteristics as they relate to Wilsonville as a whole. (% excellent or good)



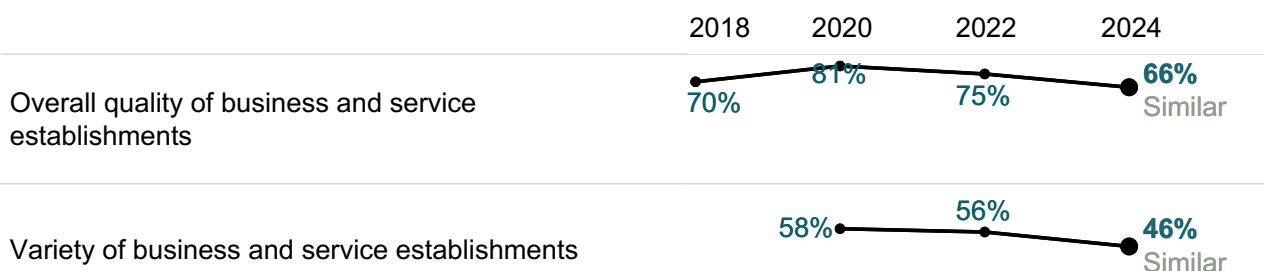
Please rate each of the following aspects of quality of life in Wilsonville. (% excellent or good)

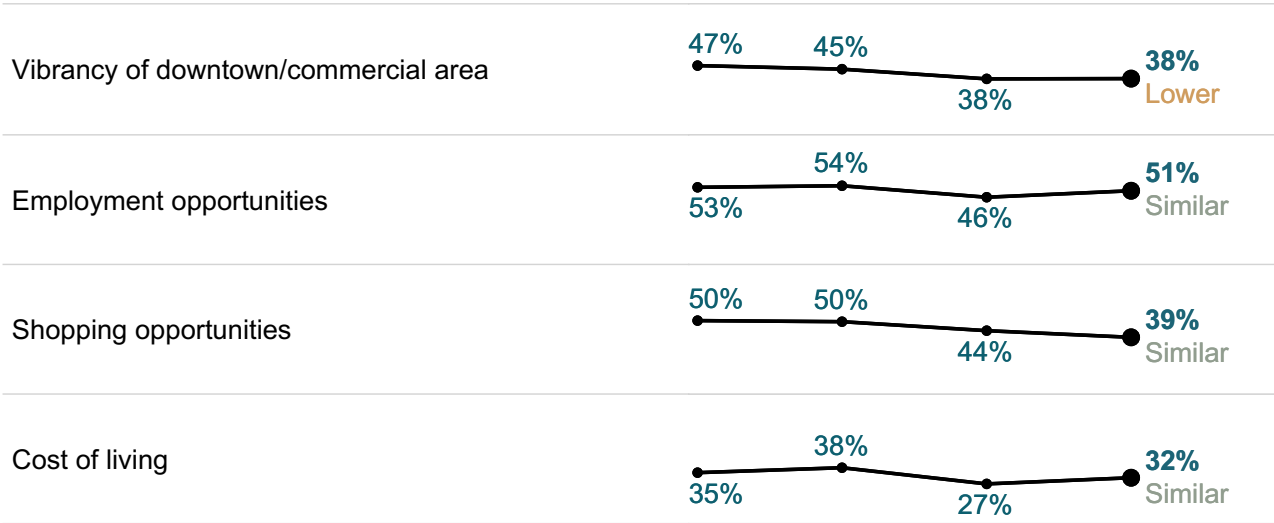


Please rate the quality of each of the following services in Wilsonville. (% excellent or good)

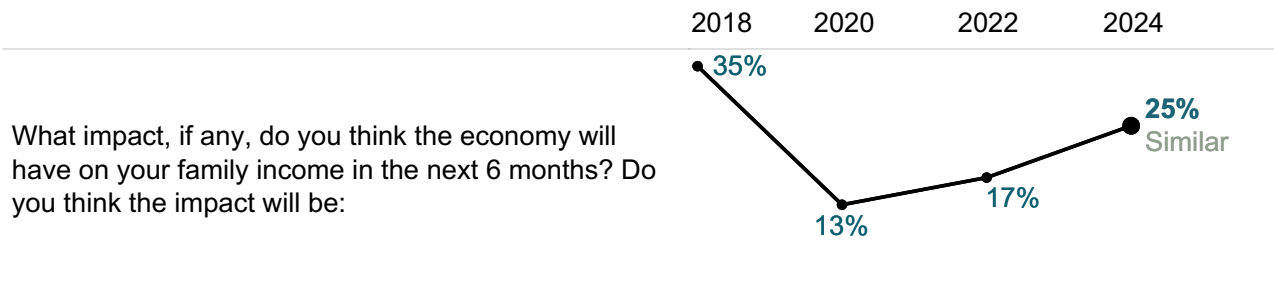


Please rate each of the following in the Wilsonville community. (% excellent or good)





What impact, if any, do you think the economy will have on your family income in the next 6 months? Do you think the impact will be:
 (% very or somewhat positive)

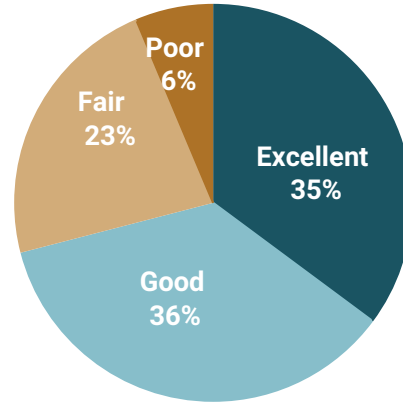


10. Comparison to the national benchmark is shown. If no comparison is available, this is left blank.

Overall quality of the transportation system in Wilsonville, 2024

Mobility

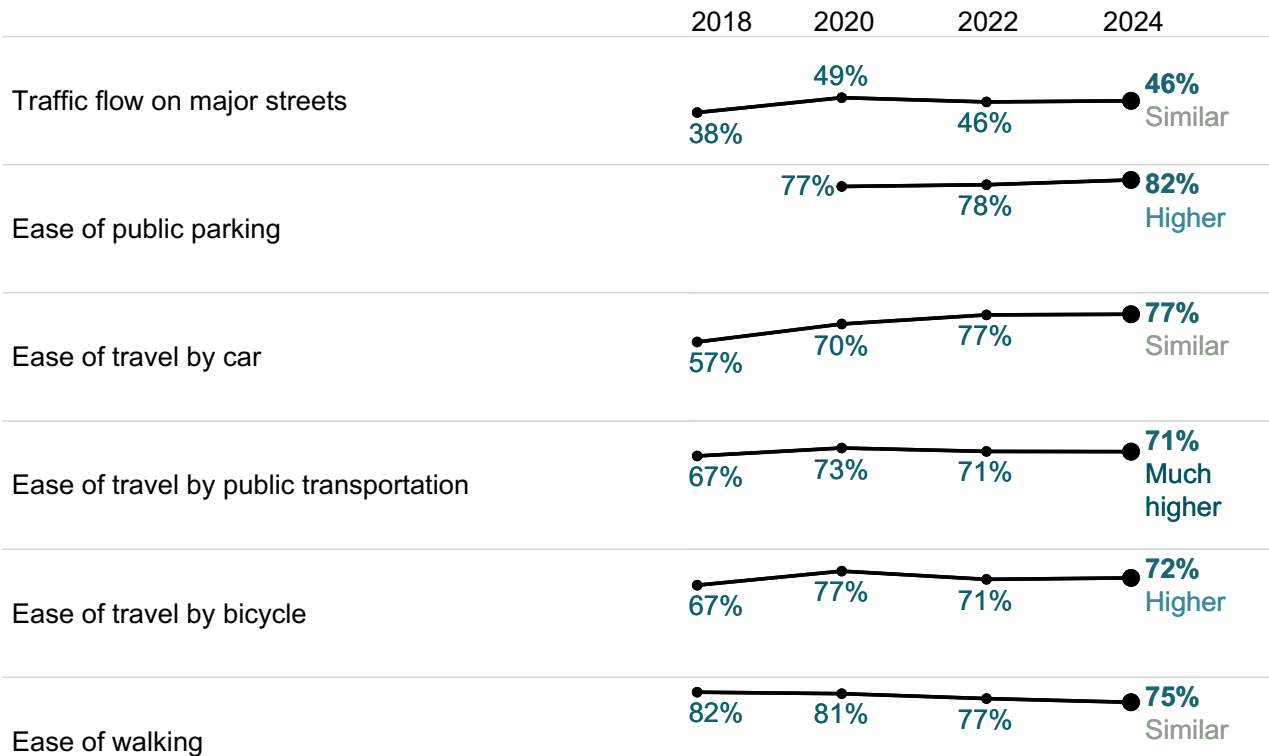
The ease with which residents can move about their communities, whether for commuting, leisure, or recreation, plays a major role in the quality of life for all who live, work, and play in the community.



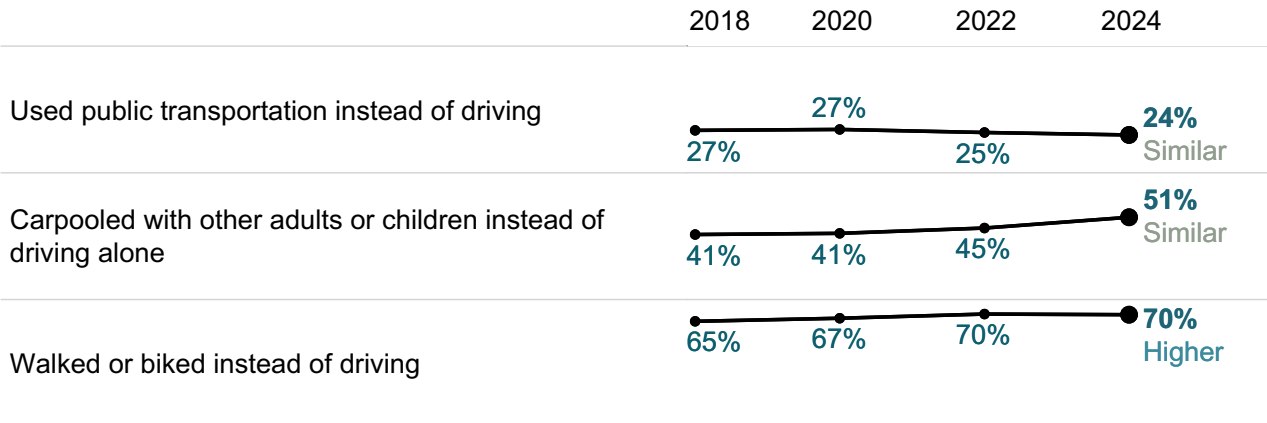
Please rate each of the following characteristics as they relate to Wilsonville as a whole. (% excellent or good)



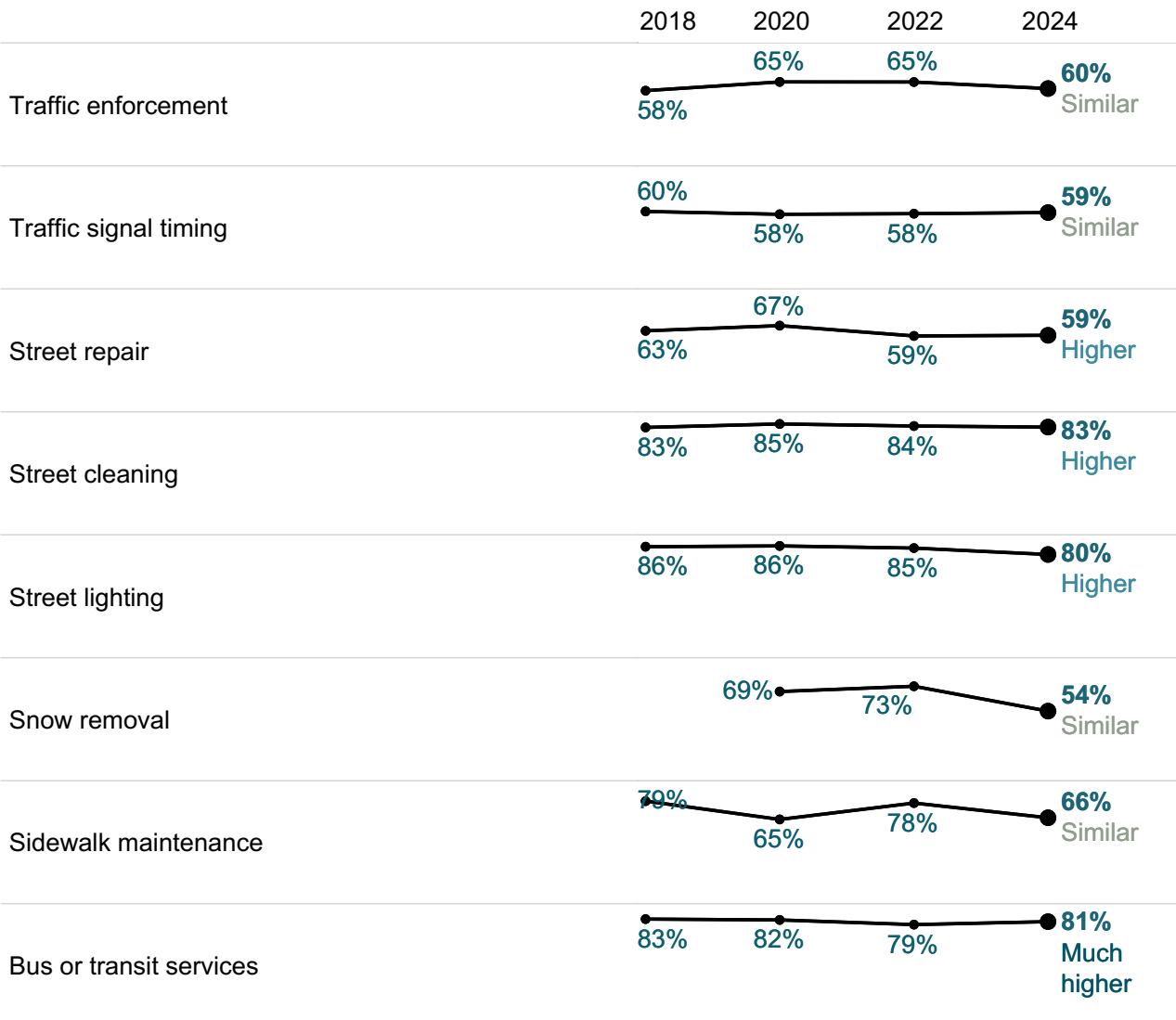
Please also rate each of the following in the Wilsonville community. (% excellent or good)



Please indicate whether or not you have done each of the following in the last 12 months.
 (% yes)



Please rate the quality of each of the following services in Wilsonville.
 (% excellent or good)

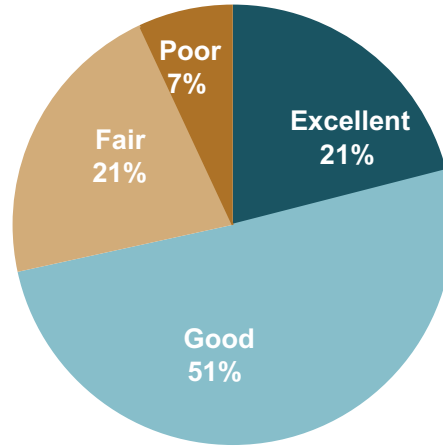


11. Comparison to the national benchmark is shown. If no comparison is available, this is left blank.

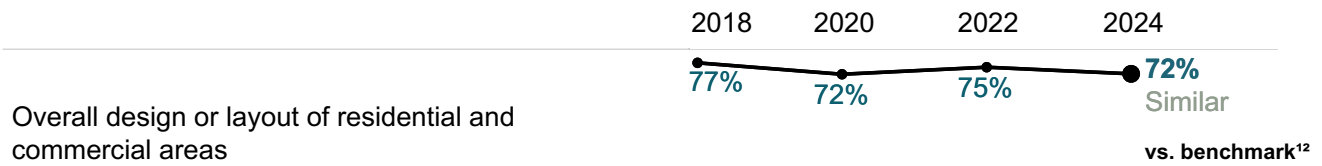
Overall design or layout of Wilsonville's residential and commercial areas, 2024

Community Design

A well-designed community enhances the quality of life for its residents by encouraging smart land use and zoning, ensuring that affordable housing is accessible to all, and providing access to parks and other green spaces.



Please rate each of the following characteristics as they relate to Wilsonville as a whole. (% excellent or good)

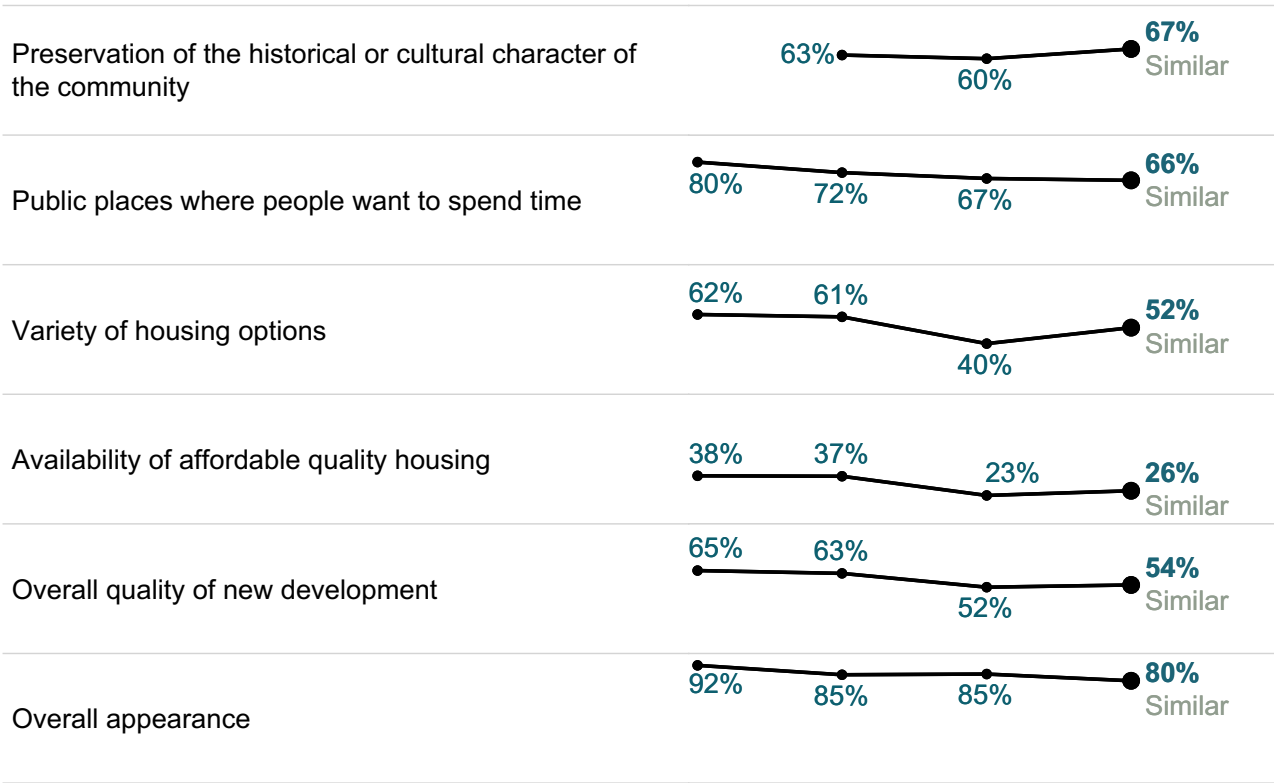


Please rate each of the following aspects of quality of life in Wilsonville. (% excellent or good)

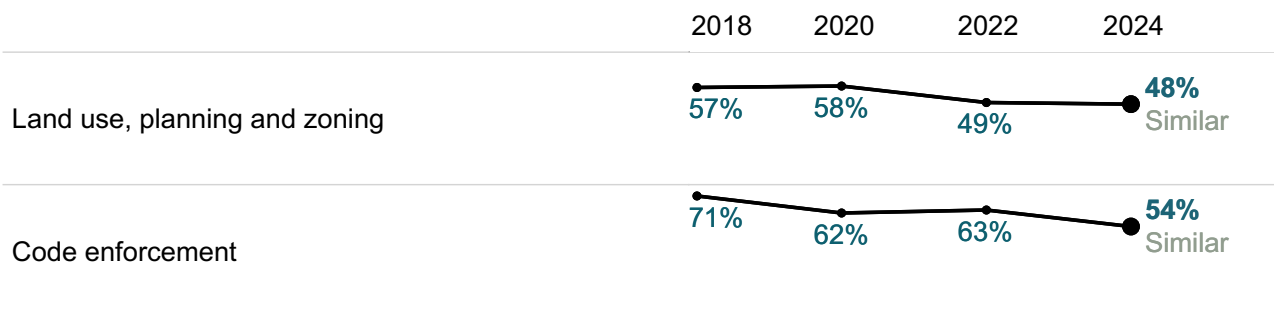


Please also rate each of the following in the Wilsonville community. (% excellent or good)





Please rate the quality of each of the following services in Wilsonville.
 (% excellent or good)



12. Comparison to the national benchmark is shown. If no comparison is available, this is left blank.


Overall quality of the utility infrastructure in Wilsonville, 2024

Utilities

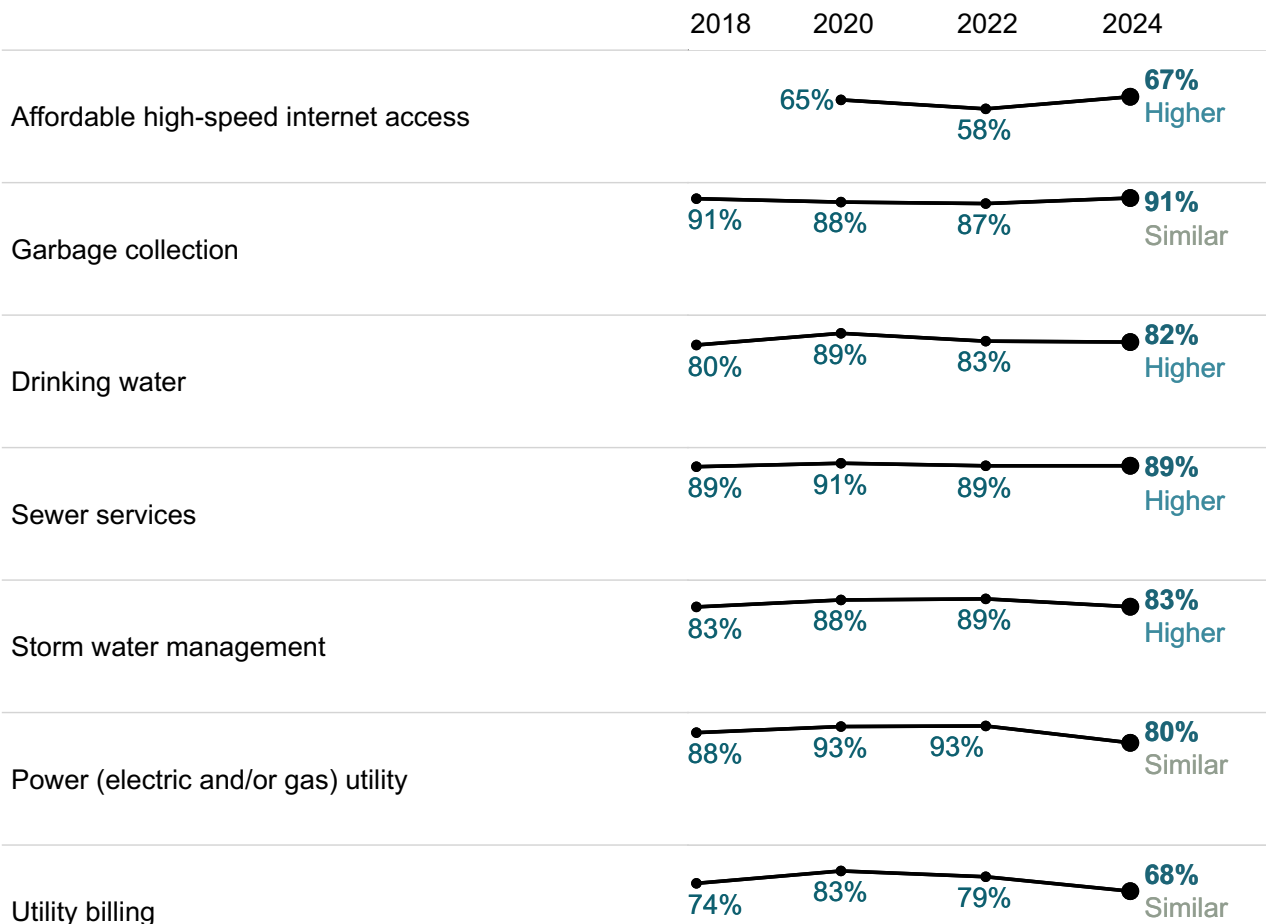
Services such as water, gas, electricity, and internet access play a vital role in ensuring the physical and economic health and well-being of the communities they serve.



Please rate each of the following characteristics as they relate to Wilsonville as a whole. (% excellent or good)



Please rate the quality of each of the following services in Wilsonville. (% excellent or good)

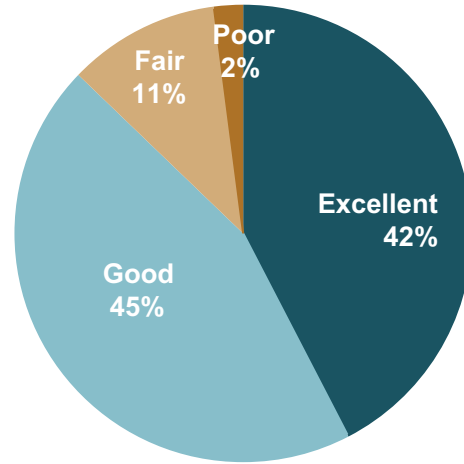


¹³. Comparison to the national benchmark is shown. If no comparison is available, this is left blank.


Overall feeling of safety in Wilsonville, 2024

Safety

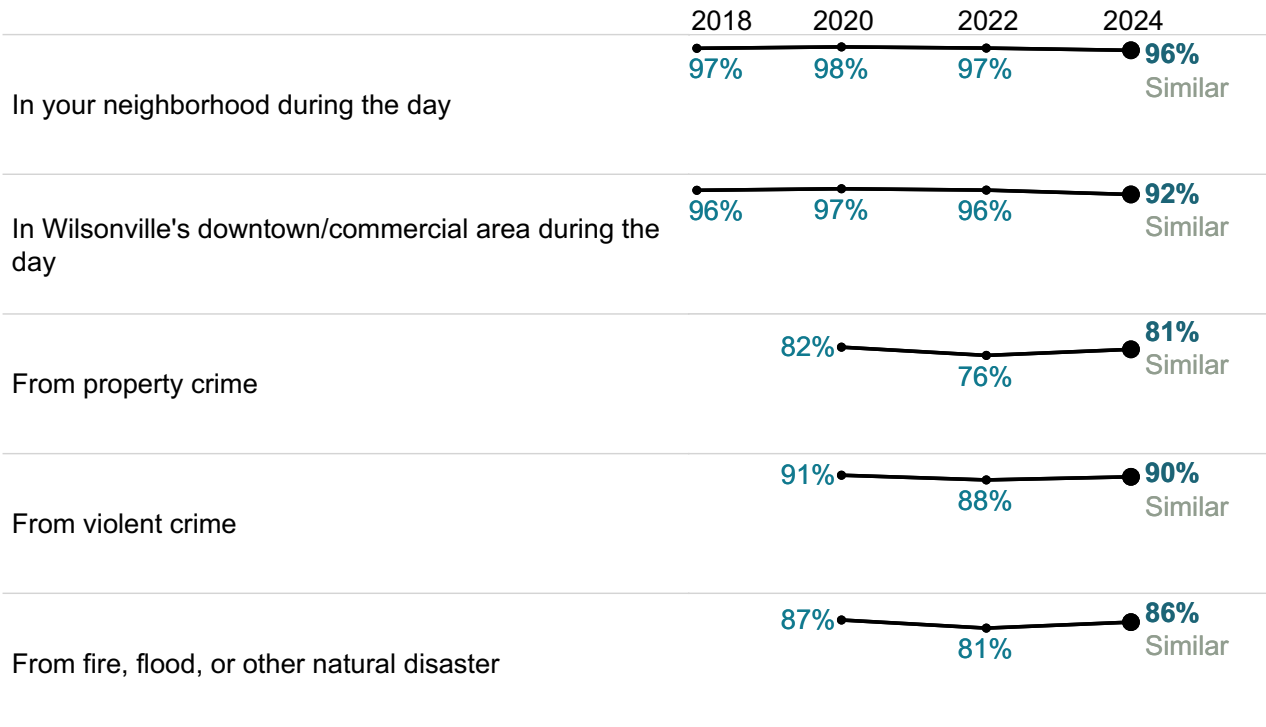
Public safety is often the most important task facing local governments. All residents should feel safe and secure in their neighborhoods and in the greater community, and providing robust safety-related services is essential to residents' quality of life.



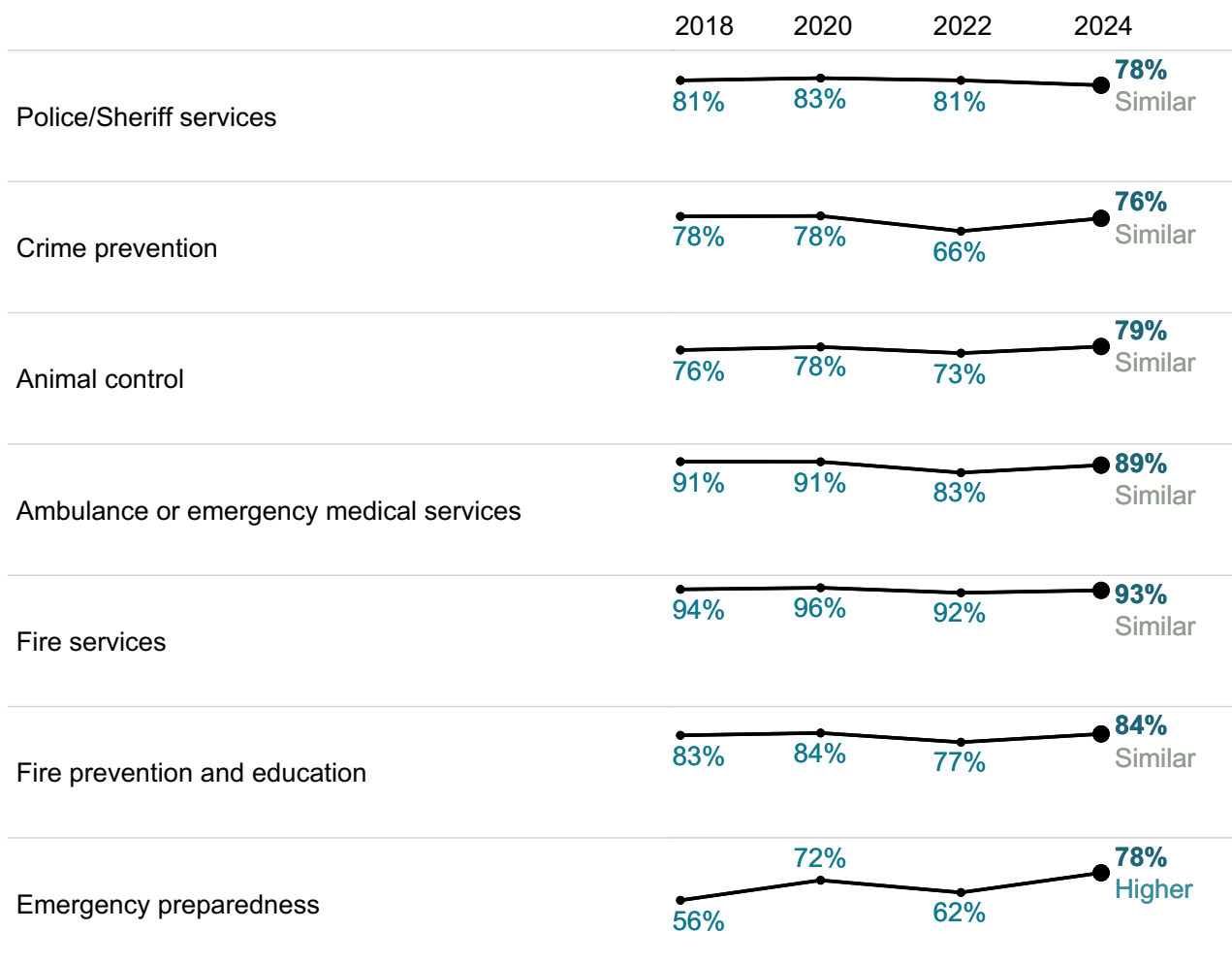
Please rate each of the following characteristics as they relate to Wilsonville as a whole.
(% excellent or good)



Please rate how safe or unsafe you feel:
(% very or somewhat safe)



Please rate the quality of each of the following services in Wilsonville.
 (% excellent or good)



14. Comparison to the national benchmark is shown. If no comparison is available, this is left blank.


Overall quality of natural environment in Wilsonville, 2024

Natural Environment

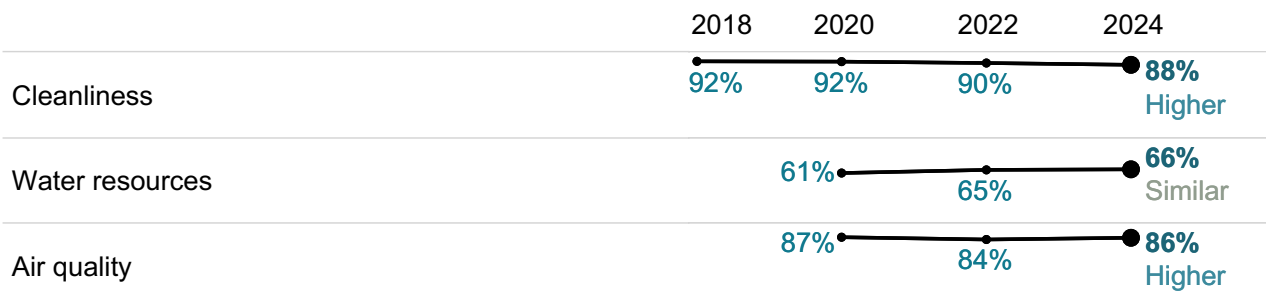
The natural environment plays a vital role in the health and well-being of residents. The natural spaces in which residents live and experience their communities has a direct and profound effect on quality of life.



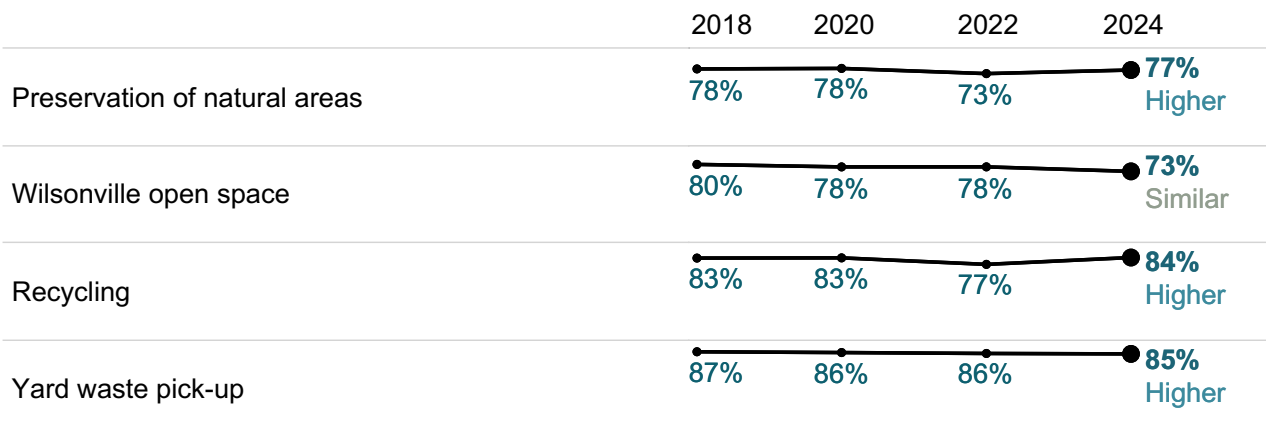
Please rate each of the following characteristics as they relate to Wilsonville as a whole. (% excellent or good)



Please also rate each of the following in the Wilsonville community. (% excellent or good)



Please rate the quality of each of the following services in Wilsonville. (% excellent or good)



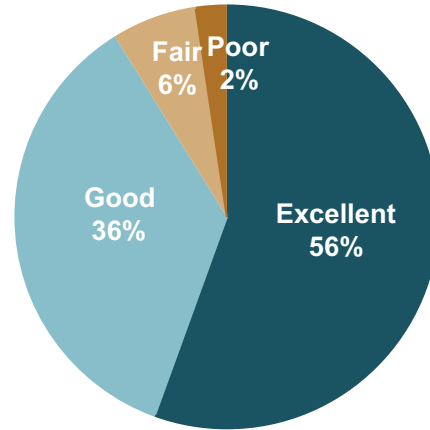
15. Comparison to the national benchmark is shown. If no comparison is available, this is left blank.

Overall quality of parks and recreation opportunities, 2024

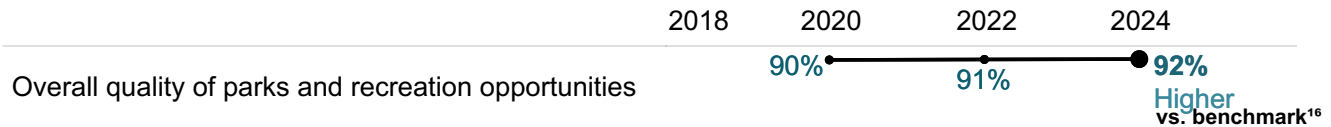
Parks and Recreation

"There are no communities that pride themselves on their quality of life, promote themselves as a desirable location for businesses to relocate, or maintain that they are environmental stewards of their natural resources, without such communities having a robust, active system of parks and recreation programs for public use and enjoyment."


- National Recreation and Park Association



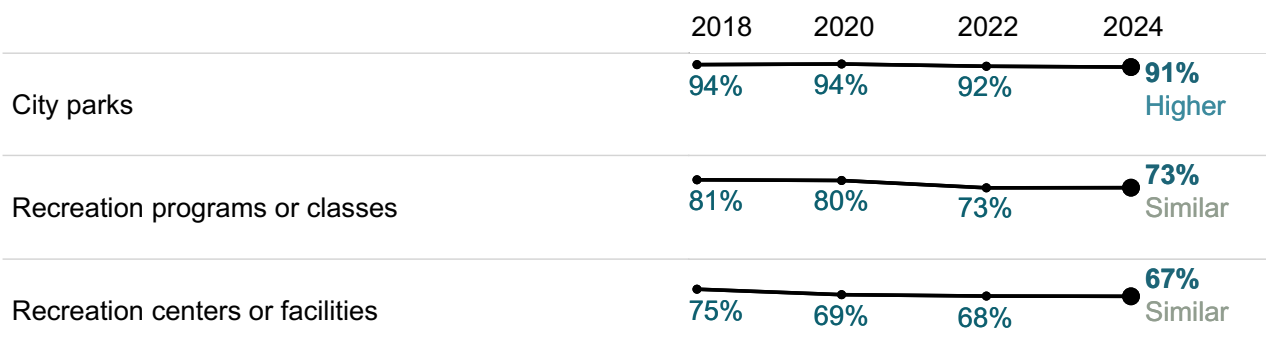
Please rate each of the following characteristics as they relate to Wilsonville as a whole. (% excellent or good)



Please also rate each of the following in the Wilsonville community. (% excellent or good)



Please rate the quality of each of the following services in Wilsonville. (% excellent or good)

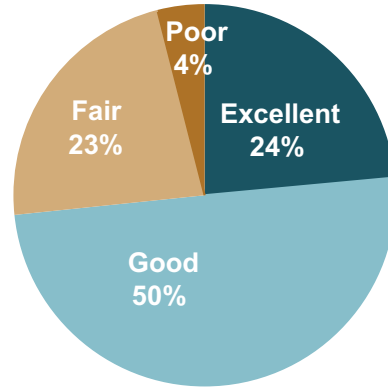


¹⁶ Comparison to the national benchmark is shown. If no comparison is available, this is left blank.

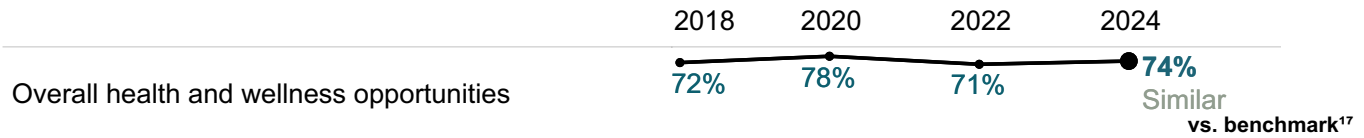
Polco Health and Wellness

The characteristics of and amenities available in the communities in which people live has a direct impact on the health and wellness of residents, and thus, on their quality of life overall.

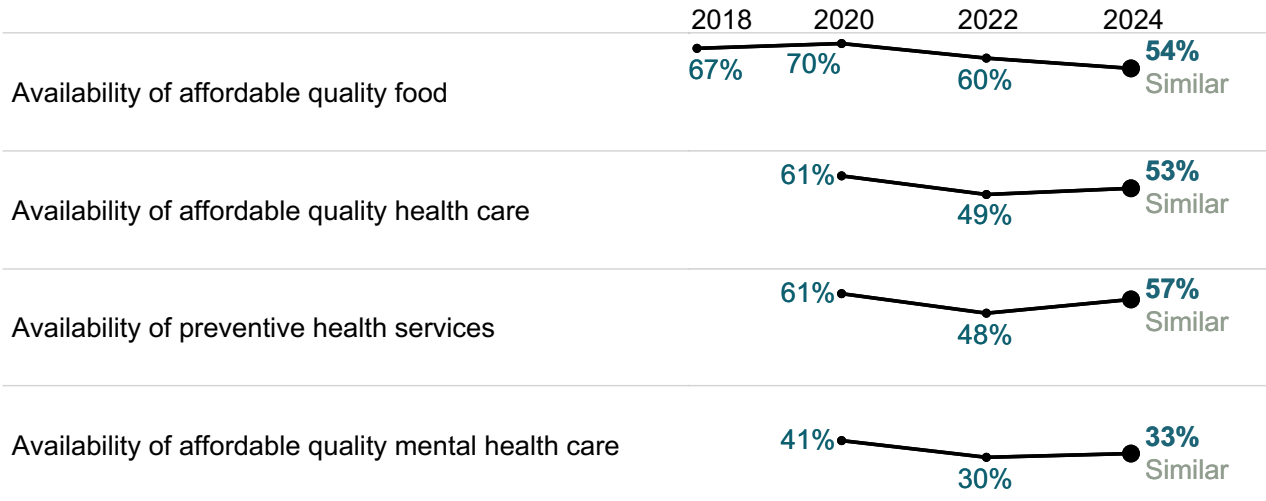
Overall health and wellness opportunities in Wilsonville, 2024




Please rate each of the following characteristics as they relate to Wilsonville as a whole. (% excellent or good)




Please also rate each of the following in the Wilsonville community. (% excellent or good)



Please rate the quality of each of the following services in Wilsonville. (% excellent or good)



Please rate your overall health. (% excellent or very good)



17. Comparison to the national benchmark is shown. If no comparison is available, this is left blank.



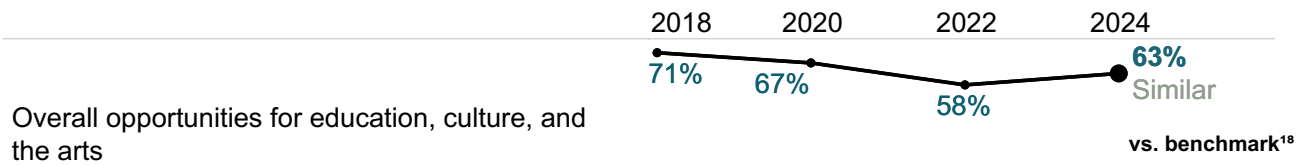
Overall opportunities for education, culture and the arts, 2024

Education, Arts, and Culture


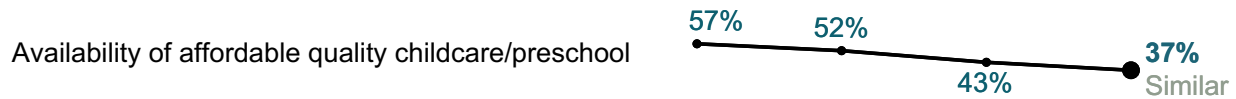
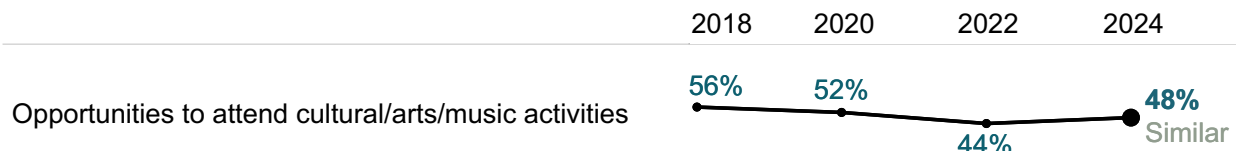
Participation in the arts, in educational opportunities, and in cultural activities is linked to increased civic engagement, greater social tolerance, and enhanced enjoyment of the local community.




Please rate each of the following characteristics as they relate to Wilsonville as a whole. (% excellent or good)



Please also rate each of the following in the Wilsonville community. (% excellent or good)



Please rate the quality of each of the following services in Wilsonville.
(% excellent or good)

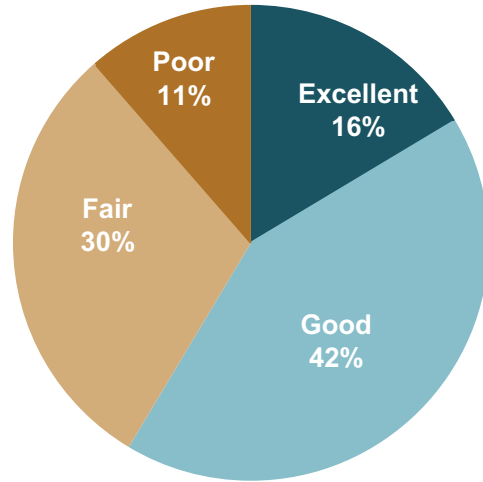


18. Comparison to the national benchmark is shown. If no comparison is available, this is left blank.

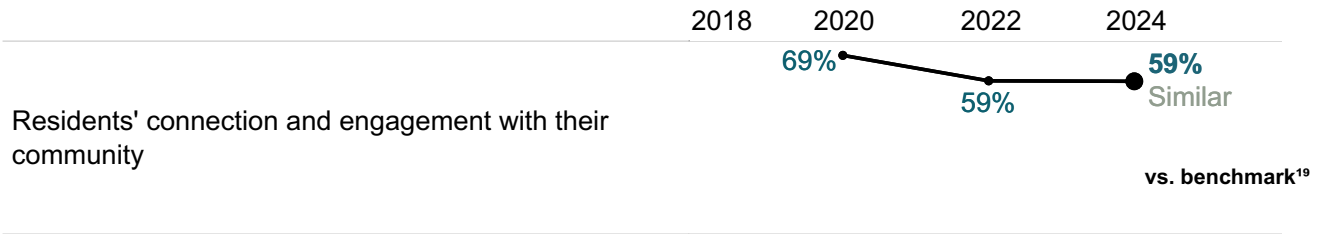
Residents' connection and engagement with their community, 2024

Inclusivity and Engagement

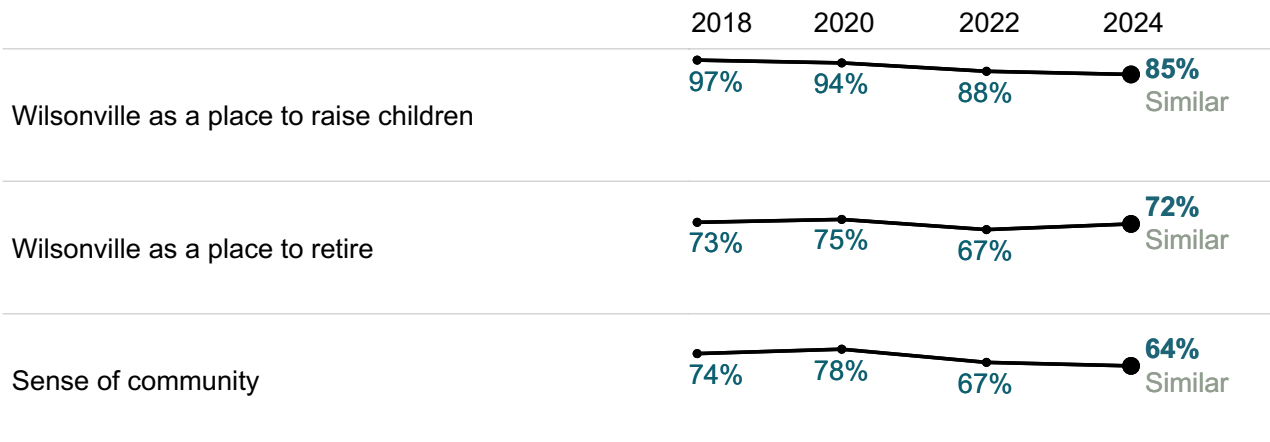
Inclusivity refers to a cultural and environmental feeling of belonging; residents who feel invited to participate within their communities feel more included, involved, and engaged than those who do not.



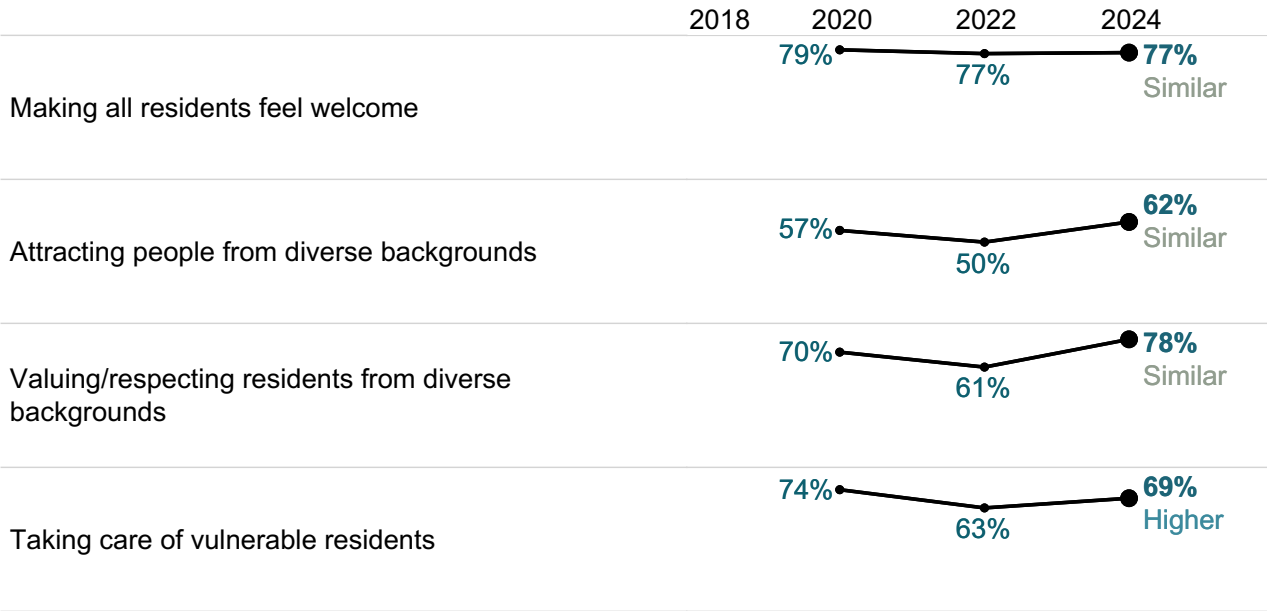
Please rate each of the following characteristics as they relate to Wilsonville as a whole. (% excellent or good)



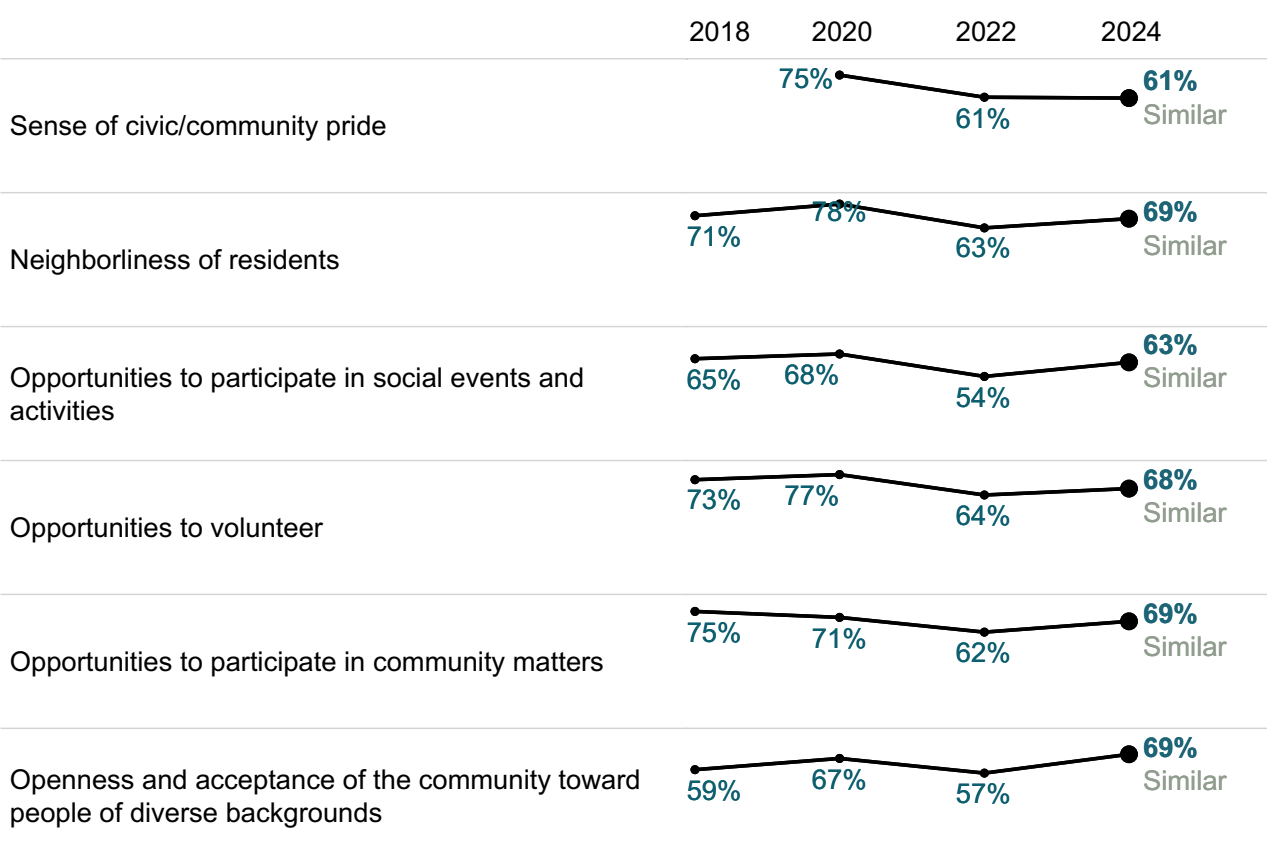
Please rate each of the following aspects of quality of life in Wilsonville. (% excellent or good)



Please rate the job you feel the Wilsonville community does at each of the following.
 (% excellent or good)



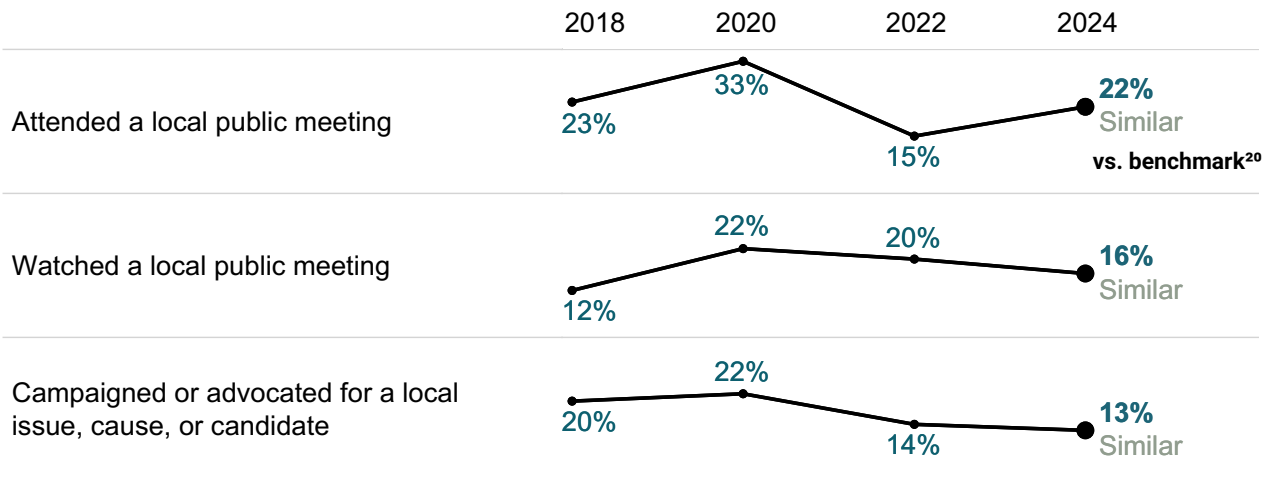
Please also rate each of the following in the Wilsonville community.
 (% excellent or good)



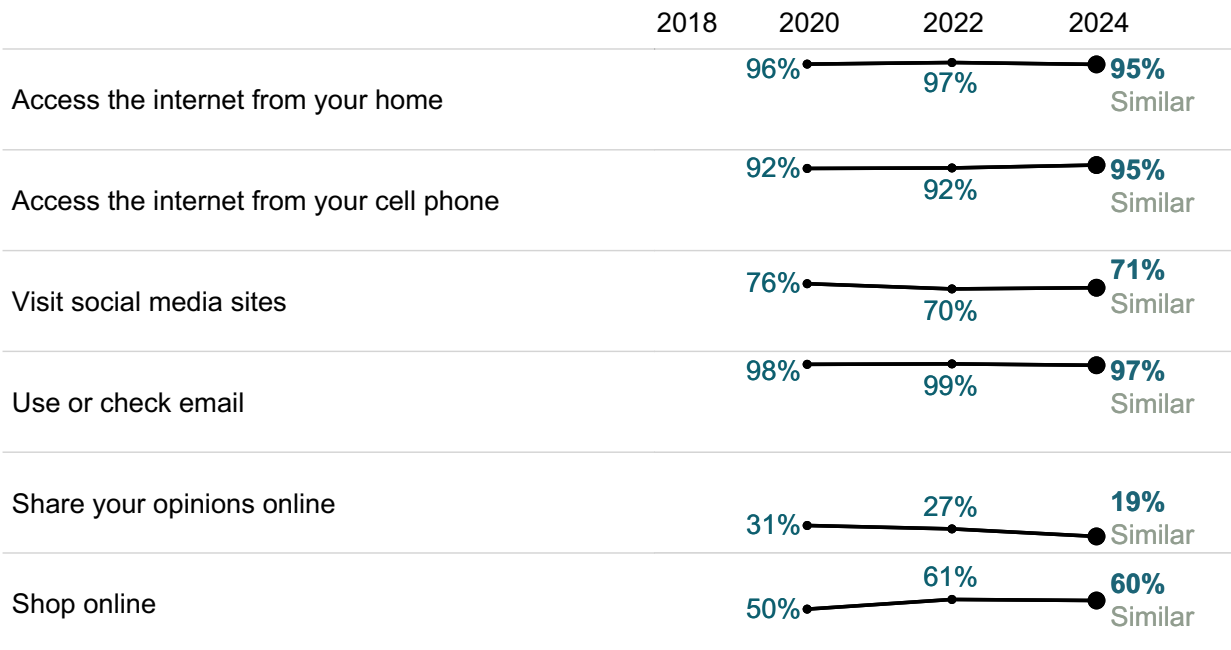
19. Comparison to the national benchmark is shown. If no comparison is available, this is left blank.

Residents' Participation Levels

Please indicate whether or not you have done each of the following in the last 12 months.
(% yes)



In general, how many times do you:
(% a few times a week or more)

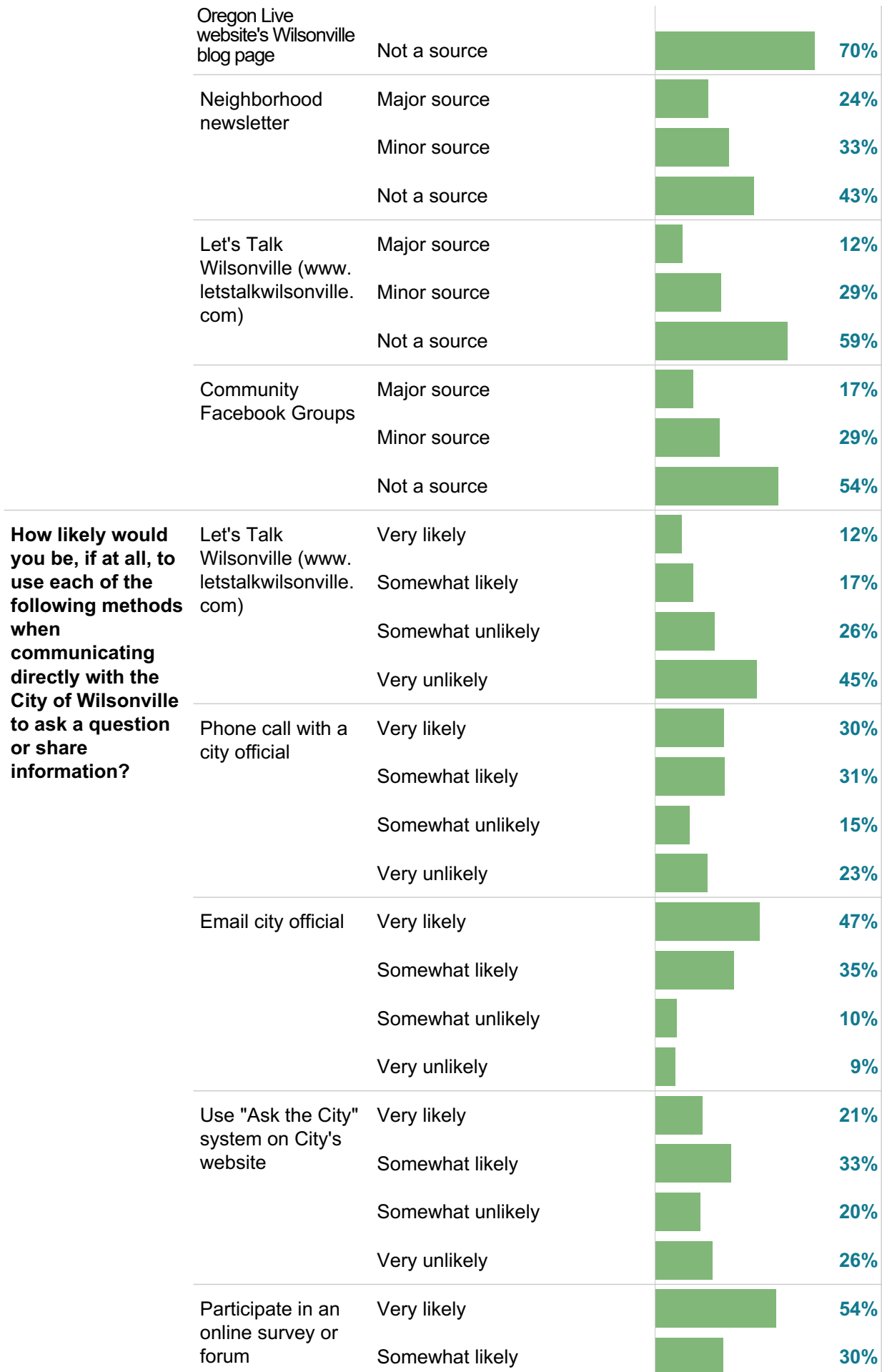


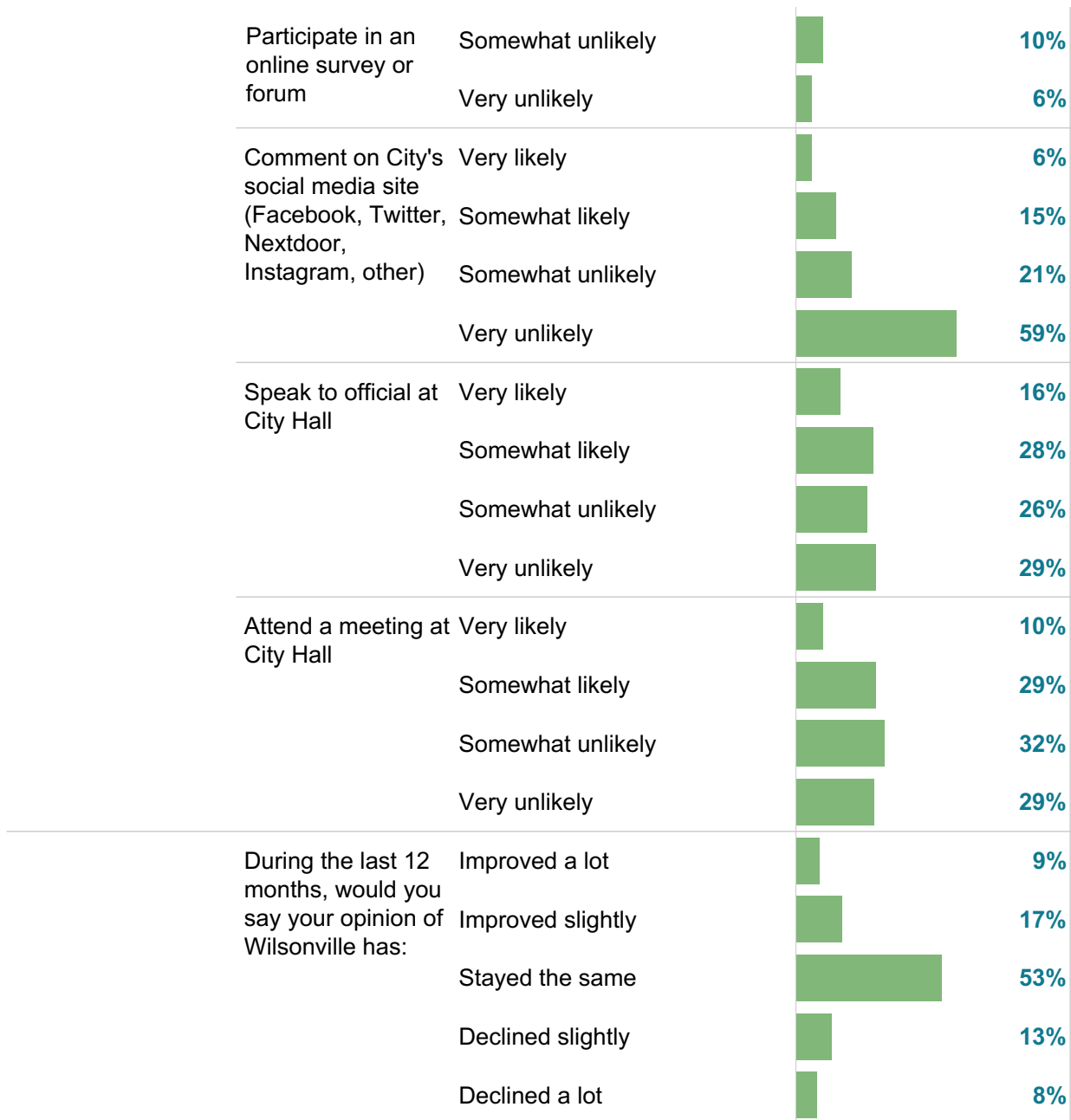
²⁰ Comparison to the national benchmark is shown. If no comparison is available, this is left blank.

Custom questions

Below are the complete set of responses to each custom question on the survey. By default, “don’t know” responses are excluded, but may be added to the table using the response filter below.

Please indicate whether each of the following is a major source, minor source, or not a source of information regarding Wilsonville City Government:				
Please indicate whether each of the following is a major source, minor source, or not a source of information regarding Wilsonville City Government:	Boones Ferry Messenger (City newsletter)	Major source		59%
		Minor source		27%
		Not a source		14%
	Wilsonville Spokesman	Major source		25%
		Minor source		38%
		Not a source		37%
	Oregonian	Major source		13%
		Minor source		28%
		Not a source		59%
Local public access television	Major source		13%	
	Minor source		22%	
	Not a source		65%	
City of Wilsonville website (www.ci.wilsonville.or.us)	Major source		39%	
	Minor source		40%	
	Not a source		22%	
City's Facebook page	Major source		13%	
	Minor source		32%	
	Not a source		55%	
City's Twitter account	Major source		3%	
	Minor source		26%	
	Not a source		71%	
Oregon Live website's Wilsonville blog page	Major source		7%	
	Minor source		23%	





Open-ended questions

City included one open-ended question on their survey. The verbatim responses were categorized by topic area and those topics are reported below with the percent of responses given in each category. Because some comments from residents covered more than a single topic, those verbatim responses are grouped by the first topic listed in each comment.

What do you think are the biggest priorities facing the City of Wilsonville over the next five years?

Affordable Housing/Cost of Living	22%
Economy/Small Business/Vibrancy of Downtown	21%
Education, Recreational Opportunities, Natural Environment, Community	12%
Traffic	11%
Infrastructure	11%
Control Growth/Development	6%
Safety/Homelessness	6%
Governance (taxes, tolls, spending, etc.)	5%
Other	5%
Nothing	1%
Don't know	1%

National Benchmark Tables

This table contains the comparisons of Wilsonville's results to those from other communities. The first column shows the comparison of Wilsonville's rating to the benchmark. Wilsonville's results are noted as being "higher", "lower" or "similar" to the benchmark, meaning that the average rating given by Wilsonville residents is statistically similar to or different than the benchmark. The second column is Wilsonville's "percent positive." Most commonly, the percent positive is the combination of the top two most positive response options (i.e., excellent/good). The third column is the rank assigned to Wilsonville's rating among communities where a similar question was asked. The fourth column is the number of communities that asked a similar question. The fifth column shows the percentile for Wilsonville's result -- that is what percent of surveyed communities had a lower rating than Wilsonville.

			% positive	Rank	Number of communities	Percentile	
Quality of Life	Please rate each of the following aspects of quality of life in Wilsonville.	Wilsonville as a place to live	Similar	87%	174	386	53
		The overall quality of life	Similar	86%	142	408	64
	Please indicate how likely or unlikely you are to do each of the following.	Recommend living in Wilsonville to someone who asks	Similar	85%	164	334	50
		Remain in Wilsonville for the next five years	Similar	76%	280	338	16
	Please rate each of the following in the Wilsonville community.	Overall image or reputation	Similar	81%	137	380	62
Governance	Please rate the quality of each of the following services in Wilsonville.	Public information services	Similar	74%	99	334	70
		Overall customer service by Wilsonville employees	Similar	85%	64	382	82
	Please rate the following categories of Wilsonville government performance.	The value of services for the taxes paid to Wilsonville	Similar	64%	95	393	75
		The overall direction that Wilsonville is taking	Similar	60%	149	362	58

Governance	Please rate the following categories of Wilsonville government performance.	The job Wilsonville government does at welcoming resident involvement	Similar	63%	103	354	71
		Overall confidence in Wilsonville government	Similar	63%	90	326	72
		Generally acting in the best interest of the community	Similar	66%	76	330	77
		Being honest	Higher	71%	32	321	90
		Being open and transparent to the public	Higher	69%	26	277	90
		Informing residents about issues facing the community	Higher	63%	31	281	89
		Treating all residents fairly	Higher	72%	54	327	83
		Treating residents with respect	Similar	76%	61	274	78
		Overall, how would you rate the quality of the services provided by each of the following?	The City of Wilsonville	Similar	76%	132	387
The Federal Government	Similar		37%	170	314	46	
Economy	Please rate each of the following aspects of quality of life in Wilsonville.	Wilsonville as a place to work	Similar	65%	156	380	57
		Wilsonville as a place to visit	Lower	48%	262	339	21
	Please rate each of the following characteristics as they relate to Wilsonville as a whole.	Overall economic health	Similar	72%	131	333	60

Economy

Please rate each of the following in the Wilsonville community.

Overall quality of business and service establishments	Similar	66%	188	333	43
Variety of business and service establishments	Similar	46%	194	272	29
Vibrancy of downtown/commercial area	Lower	38%	237	313	24
Employment opportunities	Similar	51%	132	346	61
Shopping opportunities	Similar	39%	228	336	32
Cost of living	Similar	32%	219	323	32

Please rate the quality of each of the following services in Wilsonville.

Economic development	Similar	54%	151	328	53
----------------------	---------	-----	-----	-----	----

Please rate how important, if at all, you think it is for the Wilsonville community to focus on each of the following in the coming two years.

Overall economic health	Similar	86%	256	307	16
What impact, if any, do you think the economy will have on your family income in the next 6 months? Do you think the impact will be:	Similar	25%	96	316	69

Mobility

Please rate each of the following characteristics as they relate to Wilsonville as a whole.

Overall quality of the transportation system	Higher	71%	16	280	94
--	--------	-----	----	-----	----

Please also rate each of the following in the Wilsonville community.

Traffic flow on major streets	Similar	46%	191	360	45
Ease of public parking	Higher	82%	15	313	95
Ease of travel by car	Similar	77%	118	344	65

Mobility

Please also rate each of the following in the Wilsonville community.

Ease of travel by public transportation	Much higher	71%	7	316	98
Ease of travel by bicycle	Higher	72%	46	344	86
Ease of walking	Similar	75%	88	348	74

Please indicate whether or not you have done each of the following in the last 12 months.

Used public transportation instead of driving	Similar	24%	92	299	69
Carpooled with other adults or children instead of driving alone	Similar	51%	73	315	77
Walked or biked instead of driving	Higher	70%	71	317	77

Please rate the quality of each of the following services in Wilsonville.

Traffic enforcement	Similar	60%	186	375	49
Traffic signal timing	Similar	59%	69	325	79
Street repair	Higher	59%	85	373	77
Street cleaning	Higher	83%	16	337	95
Street lighting	Higher	80%	13	365	96
Snow removal	Similar	54%	194	291	31
Sidewalk maintenance	Similar	66%	99	337	70

Mobility	Please rate the quality of each of the following services in Wilsonville.	Bus or transit services	Much higher	81%	8	311	97
	Please rate how important, if at all, you think it is for the Wilsonville community to focus on each of the following in the coming two years.	Overall quality of the transportation system	Similar	71%	142	270	47
Community Design	Please rate each of the following aspects of quality of life in Wilsonville.	Your neighborhood as a place to live	Similar	91%	92	346	73
	Please rate each of the following characteristics as they relate to Wilsonville as a whole.	Overall design or layout of residential and commercial areas	Similar	72%	70	324	78
	Please also rate each of the following in the Wilsonville community.	Well-planned residential growth	Similar	64%	63	274	77
		Well-planned commercial growth	Similar	48%	114	273	58
		Well-designed neighborhoods	Similar	69%	67	274	75
		Preservation of the historical or cultural character of the community	Similar	67%	104	270	61
		Public places where people want to spend time	Similar	66%	133	318	58
		Variety of housing options	Similar	52%	115	331	65
		Availability of affordable quality housing	Similar	26%	196	353	44
		Overall quality of new development	Similar	54%	175	342	48
Overall appearance		Similar	80%	107	356	69	

Community Design	Please rate the quality of each of the following services in Wilsonville.	Land use, planning and zoning	Similar	48%	126	337	62
		Code enforcement	Similar	54%	132	367	62
	Please rate how important, if at all, you think it is for the Wilsonville community to focus on each of the following in the coming two years.	Overall design or layout of residential and commercial areas	Similar	84%	67	307	78
Utilities	Please rate each of the following characteristics as they relate to Wilsonville as a whole.	Overall quality of the utility infrastructure	Higher	84%	22	271	92
		Please rate the quality of each of the following services in Wilsonville.	Affordable high-speed internet access	Higher	67%	23	269
		Garbage collection	Similar	91%	31	353	91
		Drinking water	Higher	82%	40	336	88
		Sewer services	Higher	89%	17	333	95
		Storm water management	Higher	83%	25	353	93
		Power (electric and/or gas) utility	Similar	80%	63	293	78
		Utility billing	Similar	68%	147	312	52
		Please rate how important, if at all, you think it is for the Wilsonville community to focus on each of the following in the coming two years.	Overall quality of the utility infrastructure	Similar	81%	230	270
Safety	Please rate each of the following characteristics as they relate to Wilsonville as a whole.	Overall feeling of safety	Similar	88%	95	372	74

Safety

Please rate how safe or unsafe you feel:

In your neighborhood during the day	Similar	96%	113	351	67
In Wilsonville's downtown/commercial area during the day	Similar	92%	148	339	56
From property crime	Similar	81%	150	282	46
From violent crime	Similar	90%	60	282	79
From fire, flood, or other natural disaster	Similar	86%	106	272	61

Please rate the quality of each of the following services in Wilsonville.

Police services	Similar	78%	216	399	44
Crime prevention	Similar	76%	158	376	56
Animal control	Similar	79%	94	348	72
Ambulance or emergency medical services	Similar	89%	155	351	54
Fire services	Similar	93%	169	370	53
Fire prevention and education	Similar	84%	111	333	66
Emergency preparedness	Higher	78%	42	333	87

Please rate how important, if at all, you think it is for the Wilsonville community to focus on each of the following in the coming two years.

Overall feeling of safety	Similar	84%	261	307	15
---------------------------	---------	-----	-----	-----	----

Parks and Recreation	Please rate each of the following characteristics as they relate to Wilsonville as a whole.	Overall quality of parks and recreation opportunities	Higher	92%	23	277	92
	Please also rate each of the following in the Wilsonville community.	Availability of paths and walking trails	Higher	85%	61	348	82
		Fitness opportunities	Similar	80%	113	320	64
		Recreational opportunities	Similar	70%	179	338	47
Please rate the quality of each of the following services in Wilsonville.	City parks	Higher	91%	32	350	91	
	Recreation programs or classes	Similar	73%	149	341	55	
	Recreation centers or facilities	Similar	67%	182	328	44	
	Please rate how important, if at all, you think it is for the Wilsonville community to focus on each of the following in the coming two years.	Overall quality of parks and recreation opportunities	Similar	73%	234	271	14
Inclusivity and Engagement	Please rate each of the following aspects of quality of life in Wilsonville.	Wilsonville as a place to raise children	Similar	85%	150	390	60
	Wilsonville as a place to retire	Similar	72%	98	385	73	
	Sense of community	Similar	64%	139	351	60	
	Please rate each of the following characteristics as they relate to Wilsonville as a whole.	Residents' connection and engagement with their community	Similar	59%	114	274	58
Please rate the job you feel the Wilsonville community does at each of the following.	Making all residents feel welcome	Similar	77%	52	276	81	

Inclusivity and Engagement	Please rate the job you feel the Wilsonville community does at each of the following.	Attracting people from diverse backgrounds	Similar	62%	98	273	64
		Valuing/respecting residents from diverse backgrounds	Similar	78%	43	274	84
		Taking care of vulnerable residents	Higher	69%	42	270	84
Please also rate each of the following in the Wilsonville community.	Sense of civic/community pride	Similar	61%	157	270	42	
	Neighborliness of residents	Similar	69%	134	319	58	
	Opportunities to participate in social events and activities	Similar	63%	178	329	45	
	Opportunities to volunteer	Similar	68%	168	324	48	
	Opportunities to participate in community matters	Similar	69%	73	324	77	
	Openness and acceptance of the community toward people of diverse backgrounds	Similar	69%	70	342	79	
	Please rate how important, if at all, you think it is for the Wilsonville community to focus on each of the following in the coming two years.	Residents' connection and engagement with their community	Similar	61%	266	307	13
Education, Arts, and Culture	Please rate each of the following characteristics as they relate to Wilsonville as a whole.	Overall opportunities for education, culture, and the arts	Similar	63%	173	329	47
		Please also rate each of the following in the Wilsonville community.	Opportunities to attend cultural/arts/music activities	Similar	48%	216	340
	Community support for the arts	Similar	60%	114	270	58	

Education, Arts, and Culture	Please also rate each of the following in the Wilsonville community.	Availability of affordable quality childcare/preschool	Similar	37%	214	326	34
		K-12 education	Similar	77%	117	336	65
		Adult educational opportunities	Similar	63%	111	320	65
		Opportunities to attend special events and festivals	Similar	61%	214	324	33
		Please rate the quality of each of the following services in Wilsonville.	Public library services	Higher	96%	27	349
Health and Wellness	Please rate how important, if at all, you think it is for the Wilsonville community to focus on each of the following in the coming two years.	Overall opportunities for education, culture, and the arts	Similar	62%	291	307	5
		Please rate each of the following characteristics as they relate to Wilsonville as a whole.	Overall health and wellness opportunities	Similar	74%	151	326
Health and Wellness	Please also rate each of the following in the Wilsonville community.	Availability of affordable quality food	Similar	54%	188	318	41
		Availability of affordable quality health care	Similar	53%	198	331	40
		Availability of preventive health services	Similar	57%	193	313	38
		Availability of affordable quality mental health care	Similar	33%	221	317	30
		Please rate the quality of each of the following services in Wilsonville.	Health services	Similar	62%	192	310
Health and Wellness	Please rate how important, if at all, you think it is for the Wilsonville community to focus on each of the following in the coming two years.	Overall health and wellness opportunities	Similar	68%	253	307	17

Health and Wellness		Please rate your overall health.	Similar	76%	53	313	83
Natural Environment	Please rate each of the following characteristics as they relate to Wilsonville as a whole.	Overall quality of natural environment	Higher	92%	59	333	82
		Please also rate each of the following in the Wilsonville community.	Cleanliness	Higher	88%	50	353
		Water resources	Similar	66%	109	255	57
		Air quality	Higher	86%	52	326	84
	Please rate the quality of each of the following services in Wilsonville.	Preservation of natural areas	Higher	77%	44	319	86
		Wilsonville open space	Similar	73%	56	316	82
		Recycling	Higher	84%	54	357	84
Yard waste pick-up		Higher	85%	50	313	84	
Please rate how important, if at all, you think it is for the Wilsonville community to focus on each of the following in the coming two years.	Overall quality of natural environment	Similar	74%	284	307	7	
Participation	Please indicate whether or not you have done each of the following in the last 12 months.	Contacted the City of Wilsonville for help or information	Lower	30%	345	352	2
		Contacted Wilsonville elected officials to express your opinion	Similar	12%	236	317	25
		Attended a local public meeting	Similar	22%	106	320	67

Participation	Please indicate whether or not you have done each of the following in the last 12 months.					
	Watched a local public meeting	Similar	16%	254	310	18
	Volunteered your time to some group/activity	Similar	34%	135	323	58
	Campaigned or advocated for a local issue, cause, or candidate	Similar	13%	241	313	23
	Voted in your most recent local election	Similar	77%	111	270	59
In general, how many times do you:	Access the internet from your home	Similar	95%	106	268	60
	Access the internet from your cell phone	Similar	95%	81	270	70
	Visit social media sites	Similar	71%	250	270	7
	Use or check email	Similar	97%	120	271	56
	Share your opinions online	Similar	19%	256	269	5
	Shop online	Similar	60%	90	268	66

Full Trends

This table contains the trends over time for the City of Wilsonville. The combined "percent positive" responses for each survey year are presented (e.g., excellent/good or yes). If an item was not included during an administration of the survey, no percentage will be shown in the table. If the difference between the 2022 and 2024 surveys is greater than seven percentage points, the change is statistically significant.

It is important to note that in 2020, The NCS survey was updated to include new and refreshed items. Consequently, some of the trends may be impacted due to wording modifications that could have potentially altered the meaning of the item for the respondent.

			2016	2018	2022	2024
Quality of Life	Please rate each of the following aspects of quality of life in Wilsonville.	Wilsonville as a place to live	93%	95%	94%	87%
		The overall quality of life	89%	94%	89%	86%
	Please indicate how likely or unlikely you are to do each of the following.	Recommend living in Wilsonville to someone who asks	89%	92%	92%	85%
		Remain in Wilsonville for the next five years	80%	85%	79%	76%
	Please rate each of the following in the Wilsonville community.	Overall image or reputation	84%	88%	83%	81%
Governance	Please rate the quality of each of the following services in Wilsonville.	Public information services	79%	83%	72%	74%
		Overall customer service by Wilsonville employees	81%	82%	87%	85%
	Please rate the following categories of Wilsonville government performance.	The value of services for the taxes paid to Wilsonville	57%	67%	58%	64%
		The overall direction that Wilsonville is taking	60%	68%	69%	60%
		The job Wilsonville government does at welcoming resident involvement	66%	68%	57%	63%
		Overall confidence in Wilsonville government	61%	64%	58%	63%
		Generally acting in the best interest of the community	63%	65%	65%	66%

Governance	Please rate the following categories of Wilsonville government performance.	Being honest	63%	72%	65%	71%	
		Being open and transparent to the public			65%	69%	
		Informing residents about issues facing the community			63%	63%	
		Treating all residents fairly	64%	70%	64%	72%	
		Treating residents with respect			70%	76%	
	Overall, how would you rate the quality of the services provided by each of the following?	The City of Wilsonville	81%	85%	78%	76%	
		The Federal Government	37%	35%	33%	37%	
	Economy	Please rate each of the following aspects of quality of life in Wilsonville.	Wilsonville as a place to work	78%	76%	63%	65%
			Wilsonville as a place to visit	60%	55%	50%	48%
		Please rate each of the following characteristics as they relate to Wilsonville as a whole.	Overall economic health	76%	81%	78%	72%
Please rate each of the following in the Wilsonville community.		Overall quality of business and service establishments	64%	70%	75%	66%	
		Variety of business and service establishments			56%	46%	
		Vibrancy of downtown/commercial area	55%	47%	38%	38%	
		Employment opportunities	44%	53%	46%	51%	
		Shopping opportunities	53%	50%	44%	39%	

Economy	Please rate each of the following in the Wilsonville community.	Cost of living	32%	35%	27%	32%
	Please rate the quality of each of the following services in Wilsonville.	Economic development	62%	66%	58%	54%
	Please rate how important, if at all, you think it is for the Wilsonville community to focus on each of the following in the coming two years.	Overall economic health		84%	81%	86%
		What impact, if any, do you think the economy will have on your family income in the next 6 months? Do you think the impact will be:	29%	35%	17%	25%
Mobility	Please rate each of the following characteristics as they relate to Wilsonville as a whole.	Overall quality of the transportation system			73%	71%
	Please also rate each of the following in the Wilsonville community.	Traffic flow on major streets	43%	38%	46%	46%
		Ease of public parking			78%	82%
		Ease of travel by car	56%	57%	77%	77%
		Ease of travel by public transportation	63%	67%	71%	71%
		Ease of travel by bicycle	73%	67%	71%	72%
		Ease of walking	83%	82%	77%	75%
	Please indicate whether or not you have done each of the following in the last 12 months.	Used public transportation instead of driving	28%	27%	25%	24%
		Carpooled with other adults or children instead of driving alone	37%	41%	45%	51%
		Walked or biked instead of driving	70%	65%	70%	70%
Please rate the quality of each of the following services in Wilsonville.	Traffic enforcement	62%	58%	65%	60%	

Mobility	Please rate the quality of each of the following services in Wilsonville.	Traffic signal timing	61%	60%	58%	59%
		Street repair	71%	63%	59%	59%
		Street cleaning	85%	83%	84%	83%
		Street lighting	82%	86%	85%	80%
		Snow removal			73%	54%
		Sidewalk maintenance	77%	79%	78%	66%
		Bus or transit services	79%	83%	79%	81%
	Please rate how important, if at all, you think it is for the Wilsonville community to focus on each of the following in the coming two years.	Overall quality of the transportation system			78%	71%
Community Design	Please rate each of the following aspects of quality of life in Wilsonville.	Your neighborhood as a place to live	89%	93%	89%	91%
		Overall design or layout of residential and commercial areas	76%	77%	75%	72%
	Please also rate each of the following in the Wilsonville community.	Well-planned residential growth			53%	64%
		Well-planned commercial growth			44%	48%
		Well-designed neighborhoods			64%	69%
		Preservation of the historical or cultural character of the community			60%	67%
	Public places where people want to spend time	82%	80%	67%	66%	

Community Design	Please also rate each of the following in the Wilsonville community.	Variety of housing options	51%	62%	40%	52%
		Availability of affordable quality housing	22%	38%	23%	26%
		Overall quality of new development	57%	65%	52%	54%
		Overall appearance	93%	92%	85%	80%
	Please rate the quality of each of the following services in Wilsonville.	Land use, planning and zoning	55%	57%	49%	48%
		Code enforcement	66%	71%	63%	54%
	Please rate how important, if at all, you think it is for the Wilsonville community to focus on each of the following in the coming two years.	Overall design or layout of residential and commercial areas	79%	81%	84%	
Utilities	Please rate each of the following characteristics as they relate to Wilsonville as a whole.	Overall quality of the utility infrastructure			84%	84%
	Please rate the quality of each of the following services in Wilsonville.	Affordable high-speed internet access			58%	67%
		Garbage collection	86%	91%	87%	91%
		Drinking water	81%	80%	83%	82%
		Sewer services	87%	89%	89%	89%
		Storm water management	76%	83%	89%	83%
		Power (electric and/or gas) utility	86%	88%	93%	80%
Utility billing	77%	74%	79%	68%		

Utilities	Please rate how important, if at all, you think it is for the Wilsonville community to focus on each of the following in the coming two years.	Overall quality of the utility infrastructure	83%	81%		
Safety	Please rate each of the following characteristics as they relate to Wilsonville as a whole.	Overall feeling of safety	93%	91%	86%	88%
	Please rate how safe or unsafe you feel:	In your neighborhood during the day	97%	97%	97%	96%
		In Wilsonville's downtown/commercial area during the day	93%	96%	96%	92%
		From property crime	76%	81%		
		From violent crime	88%	90%		
		From fire, flood, or other natural disaster	81%	86%		
	Please rate the quality of each of the following services in Wilsonville.	Police/Sheriff services	81%	81%	81%	78%
		Crime prevention	79%	78%	66%	76%
		Animal control	76%	76%	73%	79%
		Ambulance or emergency medical services	92%	91%	83%	89%
		Fire services	94%	94%	92%	93%
		Fire prevention and education	84%	83%	77%	84%
		Emergency preparedness	55%	56%	62%	78%
	Please rate how important, if at all, you think it is for the Wilsonville community to focus on each of the following in the coming two years.	Overall feeling of safety	87%	92%	84%	

Parks and Recreation	Please rate each of the following characteristics as they relate to Wilsonville as a whole.	Overall quality of parks and recreation opportunities	91%	92%			
	Please also rate each of the following in the Wilsonville community.	Availability of paths and walking trails	85%	83%	79%	85%	
		Fitness opportunities	66%	75%	69%	80%	
		Recreational opportunities	65%	72%	67%	70%	
	Please rate the quality of each of the following services in Wilsonville.	City parks	92%	94%	92%	91%	
		Recreation programs or classes	71%	81%	73%	73%	
		Recreation centers or facilities	64%	75%	68%	67%	
	Please rate how important, if at all, you think it is for the Wilsonville community to focus on each of the following in the coming two years.	Overall quality of parks and recreation opportunities	85%	73%			
	Inclusivity and Engagement	Please rate each of the following aspects of quality of life in Wilsonville.	Wilsonville as a place to raise children	92%	97%	88%	85%
			Wilsonville as a place to retire	76%	73%	67%	72%
Sense of community			72%	74%	67%	64%	
Please rate each of the following characteristics as they relate to Wilsonville as a whole.		Residents' connection and engagement with their community	59%	59%			
Please rate the job you feel the Wilsonville community does at each of the following.		Making all residents feel welcome	77%	77%			
		Attracting people from diverse backgrounds	50%	62%			
		Valuing/respecting residents from diverse backgrounds	61%	78%			

Inclusivity and Engagement	Please rate the job you feel the Wilsonville community does at each of the following.	Taking care of vulnerable residents	63%	69%		
	Please also rate each of the following in the Wilsonville community.	Sense of civic/community pride	61%	61%		
		Neighborhoodliness of residents	68%	71%	63%	69%
		Opportunities to participate in social events and activities	65%	65%	54%	63%
		Opportunities to volunteer	74%	73%	64%	68%
		Opportunities to participate in community matters	67%	75%	62%	69%
		Openness and acceptance of the community toward people of diverse backgrounds	63%	59%	57%	69%
Please rate how important, if at all, you think it is for the Wilsonville community to focus on each of the following in the coming two years.	Residents' connection and engagement with their community	79%	69%	61%		
Participation	Please indicate whether or not you have done each of the following in the last 12 months.	Contacted the City of Wilsonville for help or information	39%	36%	33%	30%
		Contacted Wilsonville elected officials to express your opinion	15%	11%	10%	12%
		Attended a local public meeting	24%	23%	15%	22%
		Watched a local public meeting	15%	12%	20%	16%
		Volunteered your time to some group/activity	40%	29%	22%	34%
		Campaigned or advocated for a local issue, cause, or candidate	18%	20%	14%	13%
		Voted in your most recent local election	80%	77%		

Participation

In general, how many times do you:

Access the internet from your home	97%	95%
Access the internet from your cell phone	92%	95%
Visit social media sites	70%	71%
Use or check email	99%	97%
Share your opinions online	27%	19%
Shop online	61%	60%

Education, Arts, and Culture

Please rate each of the following characteristics as they relate to Wilsonville as a whole.

Overall opportunities for education, culture, and the arts	75%	71%	58%	63%
--	-----	-----	-----	-----

Please also rate each of the following in the Wilsonville community.

Opportunities to attend cultural/arts/music activities	57%	56%	44%	48%
Community support for the arts	51%	60%		
Availability of affordable quality childcare/preschool	49%	57%	43%	37%
K-12 education	86%	93%	80%	77%
Adult educational opportunities	51%	59%	55%	63%
Opportunities to attend special events and festivals	73%	73%	53%	61%

Please rate the quality of each of the following services in Wilsonville.

Public library services	95%	96%	93%	96%
-------------------------	-----	-----	-----	-----

Please rate how important, if at all, you think it is for the Wilsonville community to focus on each of the following in the coming two years.























Overall opportunities for education, culture, and the arts	63%	66%	62%
--	-----	-----	-----

























Health and Wellness	Please rate each of the following characteristics as they relate to Wilsonville as a whole.	Overall health and wellness opportunities	64%	72%	71%	74%	
	Please also rate each of the following in the Wilsonville community.	Availability of affordable quality food	64%	67%	60%	54%	
		Availability of affordable quality health care			49%	53%	
		Availability of preventive health services			48%	57%	
		Availability of affordable quality mental health care			30%	33%	
		Health services			59%	62%	
	Please rate the quality of each of the following services in Wilsonville.	Health services			59%	62%	
		Overall health and wellness opportunities		64%	73%	68%	
	Please rate how important, if at all, you think it is for the Wilsonville community to focus on each of the following in the coming two years.	Overall health and wellness opportunities		64%	73%	68%	
		Please rate your overall health.		67%	68%	70%	76%
Natural Environment	Please rate each of the following characteristics as they relate to Wilsonville as a whole.	Overall quality of natural environment	91%	93%	85%	92%	
	Please also rate each of the following in the Wilsonville community.	Cleanliness	93%	92%	90%	88%	
		Water resources			65%	66%	
		Air quality			84%	86%	
	Please rate the quality of each of the following services in Wilsonville.	Preservation of natural areas		71%	78%	73%	77%
		Wilsonville open space		74%	80%	78%	73%
		Recycling		83%	83%	77%	84%

Natural Environment	Please rate the quality of each of the following services in Wilsonville.	Yard waste pick-up	88%	87%	86%	85%
	Please rate how important, if at all, you think it is for the Wilsonville community to focus on each of the following in the coming two years.	Overall quality of natural environment	80%	90%	74%	

























Complete Set of Frequencies

























This dashboard contains a complete set of responses to each question on the survey. By default, "don't know" responses are excluded, but may be added to the table using the response filter to the right. In some tables, the percentages may not sum to 100%; this is either because the question permitted the respondent to "choose all that apply", or for a question that asked the respondent to select one answer, it is due to the customary practice of rounding values to the nearest whole number.

























Please rate each of the following aspects of quality of life in Wilsonville.	Wilsonville as a place to live	Excellent		39% N=164
		Good		48% N=201
		Fair		13% N=53
		Poor		1% N=3
	Your neighborhood as a place to live	Excellent		47% N=196
		Good		44% N=186
		Fair		8% N=34
		Poor		1% N=4
	Wilsonville as a place to raise children	Excellent		42% N=131
		Good		43% N=136
		Fair		14% N=44
		Poor		1% N=2
	Wilsonville as a place to work	Excellent		27% N=72
		Good		37% N=98
		Fair		24% N=63
		Poor		12% N=32
	Wilsonville as a place to visit	Excellent		14% N=55
		Good		34% N=137
		Fair		33% N=134
		Poor		19% N=76
	Wilsonville as a place to retire	Excellent		39% N=125
		Good		33% N=105








Please rate each of the following aspects of quality of life in Wilsonville.	Wilsonville as a place to retire	Fair		15% N=49
		Poor		13% N=42
	The overall quality of life	Excellent		33% N=139
		Good		53% N=222
Fair			12% N=51	
Poor			2% N=8	
Sense of community	Excellent		26% N=106	
	Good		38% N=155	
	Fair		26% N=105	
	Poor		11% N=44	
Please rate each of the following characteristics as they relate to Wilsonville as a whole.	Overall economic health	Excellent		18% N=66
		Good		53% N=196
		Fair		26% N=95
		Poor		3% N=11
Overall quality of the transportation system	Excellent		35% N=145	
	Good		36% N=147	
	Fair		23% N=93	
	Poor		6% N=26	
Overall design or layout of residential and commercial areas	Excellent		21% N=87	
	Good		51% N=210	
	Fair		21% N=89	
	Poor		7% N=29	
Overall quality of the utility infrastructure	Excellent		32% N=130	
	Good		52% N=210	

























Please rate each of the following characteristics as they relate to Wilsonville as a whole.

Overall quality of the utility infrastructure	Fair		13% N=51
	Poor		3% N=11
Overall feeling of safety	Excellent		42% N=178
	Good		45% N=188
	Fair		11% N=45
	Poor		2% N=9
Overall quality of natural environment	Excellent		42% N=176
	Good		49% N=206
	Fair		6% N=27
	Poor		2% N=8
Overall quality of parks and recreation opportunities	Excellent		56% N=231
	Good		36% N=148
	Fair		6% N=27
	Poor		2% N=10
Overall health and wellness opportunities	Excellent		24% N=90
	Good		50% N=190
	Fair		23% N=87
	Poor		4% N=15
Overall opportunities for education, culture, and the arts	Excellent		16% N=61
	Good		47% N=182
	Fair		31% N=120
	Poor		7% N=28
Residents' connection and engagement with their community	Excellent		16% N=62
	Good		42% N=159








Please rate each of the following characteristics as they relate to Wilsonville as a whole.	Residents' connection and engagement with their community	Fair		30% N=113
		Poor		11% N=43
Please indicate how likely or unlikely you are to do each of the following.	Recommend living in Wilsonville to someone who asks	Very likely		45% N=190
		Somewhat likely		40% N=167
		Somewhat unlikely		7% N=31
		Very unlikely		7% N=31
Remain in Wilsonville for the next five years		Very likely		47% N=195
		Somewhat likely		28% N=117
		Somewhat unlikely		11% N=44
		Very unlikely		13% N=55
Please rate how safe or unsafe you feel:	In your neighborhood during the day	Very safe		81% N=341
		Somewhat safe		14% N=61
		Neither safe nor unsafe		2% N=10
		Somewhat unsafe		1% N=5
		Very unsafe		1% N=5
In Wilsonville's downtown/commercial area during the day		Very safe		64% N=264
		Somewhat safe		29% N=119
		Neither safe nor unsafe		5% N=19
		Somewhat unsafe		2% N=9
		Very unsafe		1% N=5
From property crime		Very safe		28% N=118
		Somewhat safe		52% N=216
		Neither safe nor unsafe		8% N=31
		Somewhat unsafe		10% N=40

Please rate how safe or unsafe you feel:	From property crime	Very unsafe		3% N=12
	From violent crime	Very safe		67% N=283
		Somewhat safe		22% N=94
		Neither safe nor unsafe		7% N=29
		Somewhat unsafe		2% N=7
		Very unsafe		2% N=6
From fire, flood, or other natural disaster	Very safe		50% N=207	
	Somewhat safe		36% N=148	
	Neither safe nor unsafe		8% N=34	
	Somewhat unsafe		5% N=22	
	Very unsafe		1% N=3	
Please rate the job you feel the Wilsonville community does at each of the following.	Making all residents feel welcome	Excellent		30% N=116
		Good		47% N=180
		Fair		19% N=72
		Poor		4% N=17
	Attracting people from diverse backgrounds	Excellent		22% N=70
		Good		40% N=128
		Fair		29% N=91
		Poor		9% N=30
	Valuing/respecting residents from diverse backgrounds	Excellent		29% N=95
		Good		49% N=159
		Fair		17% N=54
		Poor		6% N=18
Taking care of vulnerable residents	Excellent		22% N=68	
























Please rate the job you feel the Wilsonville community does at each of the following.	Taking care of vulnerable residents	Good		47% N=144
		Fair		25% N=77
		Poor		6% N=18
Please rate each of the following in the Wilsonville community.	Overall quality of business and service establishments	Excellent		20% N=84
		Good		46% N=190
		Fair		24% N=99
		Poor		10% N=42
Variety of business and service establishments	Excellent		14% N=60	
	Good		32% N=134	
	Fair		34% N=142	
	Poor		20% N=85	
Vibrancy of downtown/commercial area	Excellent		9% N=36	
	Good		30% N=123	
	Fair		36% N=148	
	Poor		26% N=107	
Employment opportunities	Excellent		13% N=36	
	Good		37% N=103	
	Fair		37% N=101	
	Poor		13% N=36	
Shopping opportunities	Excellent		7% N=30	
	Good		32% N=133	
	Fair		41% N=170	
	Poor		20% N=85	
Cost of living	Excellent		3% N=12	

Please rate each of the following in the Wilsonville community.	Cost of living	Good		29% N=116
		Fair		39% N=158
		Poor		30% N=120
Overall image or reputation		Excellent		25% N=102
		Good		56% N=235
		Fair		14% N=59
		Poor		5% N=20
Please also rate each of the following in the Wilsonville community.	Traffic flow on major streets	Excellent		13% N=53
		Good		34% N=141
		Fair		33% N=138
		Poor		21% N=87
Ease of public parking		Excellent		36% N=148
		Good		46% N=191
		Fair		15% N=63
		Poor		4% N=15
Ease of travel by car		Excellent		30% N=125
		Good		47% N=196
		Fair		15% N=61
		Poor		9% N=36
Ease of travel by public transportation		Excellent		33% N=81
		Good		38% N=92
		Fair		18% N=45
		Poor		11% N=27
Ease of travel by bicycle		Excellent		28% N=82

























Please also rate each of the following in the Wilsonville community.

Ease of travel by bicycle	Good		43% N=127
	Fair		21% N=60
	Poor		8% N=23
Ease of walking	Excellent		28% N=113
	Good		46% N=181
	Fair		18% N=70
	Poor		8% N=32
Well-planned residential growth	Excellent		16% N=56
	Good		47% N=160
	Fair		18% N=63
	Poor		18% N=60
Well-planned commercial growth	Excellent		10% N=32
	Good		38% N=120
	Fair		28% N=89
	Poor		25% N=79
Well-designed neighborhoods	Excellent		15% N=60
	Good		53% N=205
	Fair		27% N=104
	Poor		5% N=19
Preservation of the historical or cultural character of the community	Excellent		16% N=48
	Good		51% N=157
	Fair		25% N=75
	Poor		8% N=25
Public places where people want to spend time	Excellent		22% N=89

























Please also rate each of the following in the Wilsonville community.

Public places where people want to spend time	Good		44% N=177
	Fair		20% N=81
	Poor		14% N=55
Variety of housing options	Excellent		12% N=47
	Good		40% N=158
	Fair		31% N=121
	Poor		17% N=68
Availability of affordable quality housing	Excellent		4% N=13
	Good		23% N=78
	Fair		34% N=117
	Poor		40% N=138
Overall quality of new development	Excellent		15% N=49
	Good		39% N=131
	Fair		23% N=77
	Poor		24% N=80
Overall appearance	Excellent		30% N=121
	Good		50% N=203
	Fair		16% N=65
	Poor		4% N=17
Cleanliness	Excellent		45% N=186
	Good		42% N=176
	Fair		12% N=51
	Poor		0% N=2
Water resources	Excellent		22% N=86

























Please also rate each of the following in the Wilsonville community.

























	Good		43% N=170
	Fair		25% N=97
	Poor		10% N=39
Air quality	Excellent		45% N=181
	Good		41% N=164
	Fair		14% N=55
	Poor		1% N=3
Availability of paths and walking trails	Excellent		43% N=172
	Good		42% N=169
	Fair		14% N=57
	Poor		1% N=6
Fitness opportunities	Excellent		27% N=106
	Good		53% N=209
	Fair		17% N=69
	Poor		3% N=13
Recreational opportunities	Excellent		22% N=85
	Good		48% N=186
	Fair		23% N=90
	Poor		8% N=30
Availability of affordable quality food	Excellent		14% N=55
	Good		40% N=159
	Fair		36% N=144
	Poor		11% N=44
Availability of affordable quality health care	Excellent		12% N=41

























Please also rate each of the following in the Wilsonville community.

Availability of affordable quality health care	Good		39% N=131
	Fair		34% N=112
	Poor		14% N=48
Availability of preventive health services	Excellent		11% N=34
	Good		45% N=141
	Fair		28% N=89
	Poor		16% N=49
Availability of affordable quality mental health care	Excellent		9% N=18
	Good		23% N=45
	Fair		27% N=53
	Poor		41% N=80
Opportunities to attend cultural/arts/music activities	Excellent		11% N=39
	Good		37% N=131
	Fair		39% N=139
	Poor		13% N=48
Community support for the arts	Excellent		20% N=63
	Good		40% N=122
	Fair		31% N=96
	Poor		9% N=27
Availability of affordable quality childcare/preschool	Excellent		9% N=15
	Good		29% N=48
	Fair		30% N=49
	Poor		32% N=52
K-12 education	Excellent		34% N=87

























Please also rate each of K-12 education the following in the Wilsonville community.

	Good		42% N=109
	Fair		17% N=43
	Poor		7% N=18
Adult educational opportunities	Excellent		15% N=41
	Good		47% N=130
	Fair		26% N=73
	Poor		12% N=33
Sense of civic/community pride	Excellent		15% N=52
	Good		46% N=161
	Fair		27% N=95
	Poor		13% N=45
Neighborliness of residents	Excellent		17% N=68
	Good		52% N=207
	Fair		22% N=86
	Poor		9% N=38
Opportunities to participate in social events and activities	Excellent		17% N=59
	Good		46% N=163
	Fair		26% N=92
	Poor		11% N=40
Opportunities to attend special events and festivals	Excellent		18% N=65
	Good		42% N=151
	Fair		28% N=100
	Poor		11% N=41
Opportunities to volunteer	Excellent		21% N=66

























Please also rate each of the following in the Wilsonville community.	Opportunities to volunteer	Good		47% N=146
		Fair		24% N=74
		Poor		8% N=26
Opportunities to participate in community matters		Excellent		18% N=57
		Good		50% N=162
		Fair		29% N=92
		Poor		3% N=11
Openness and acceptance of the community toward people of diverse backgrounds		Excellent		20% N=61
		Good		49% N=152
		Fair		24% N=75
		Poor		7% N=21
Please indicate whether or not you have done each of the following in the last 12 months.	Contacted the City of Wilsonville for help or information	No		70% N=289
		Yes		30% N=127
	Contacted Wilsonville elected officials to express your opinion	No		87% N=362
		Yes		13% N=53
	Attended a local public meeting	No		77% N=321
		Yes		23% N=93
	Watched a local public meeting	No		83% N=346
		Yes		17% N=69
	Volunteered your time to some group/activity	No		66% N=273
		Yes		34% N=141
	Campaigned or advocated for a local issue, cause, or candidate	No		87% N=360
		Yes		13% N=54
	Voted in your most recent local election	No		22% N=93

Please indicate whether or not you have done each of the following in the last 12 months.	Voted in your most recent local election	Yes		78% N=322
	Used public transportation instead of driving	No		76% N=316
		Yes		24% N=99
	Carpooled with other adults or children instead of driving alone	No		49% N=201
		Yes		51% N=214
	Walked or biked instead of driving	No		30% N=126
Yes			70% N=289	
Please rate the quality of each of the following services in Wilsonville.	Public information services	Excellent		19% N=64
		Good		55% N=180
		Fair		19% N=61
		Poor		8% N=25
	Economic development	Excellent		11% N=33
		Good		42% N=121
		Fair		35% N=103
		Poor		12% N=33
	Traffic enforcement	Excellent		15% N=50
		Good		45% N=153
		Fair		27% N=91
		Poor		14% N=47
Traffic signal timing	Excellent		19% N=77	
	Good		40% N=160	
	Fair		30% N=121	
	Poor		11% N=46	
Street repair	Excellent		13% N=54	

























Please rate the quality of each of the following services in Wilsonville.

Street repair	Good		45% N=181
	Fair		30% N=121
	Poor		12% N=47
Street cleaning	Excellent		34% N=134
	Good		49% N=193
	Fair		15% N=60
	Poor		3% N=11
Street lighting	Excellent		30% N=124
	Good		49% N=201
	Fair		16% N=66
	Poor		4% N=17
Snow removal	Excellent		17% N=54
	Good		37% N=116
	Fair		30% N=95
	Poor		16% N=50
Sidewalk maintenance	Excellent		17% N=64
	Good		49% N=191
	Fair		24% N=92
	Poor		11% N=41
Bus or transit services	Excellent		33% N=84
	Good		49% N=125
	Fair		15% N=39
	Poor		4% N=9
Land use, planning and zoning	Excellent		16% N=46

























Please rate the quality of each of the following services in Wilsonville.

Land use, planning and zoning	Good		31% N=89
	Fair		28% N=80
	Poor		25% N=70
Code enforcement	Excellent		14% N=38
	Good		39% N=111
	Fair		28% N=79
	Poor		19% N=54
Affordable high-speed internet access	Excellent		23% N=85
	Good		44% N=160
	Fair		26% N=93
	Poor		7% N=26
Garbage collection	Excellent		48% N=188
	Good		44% N=171
	Fair		7% N=27
	Poor		2% N=7
Drinking water	Excellent		48% N=193
	Good		34% N=138
	Fair		14% N=55
	Poor		4% N=15
Sewer services	Excellent		44% N=162
	Good		45% N=164
	Fair		11% N=40
	Poor		0% N=1
Storm water management	Excellent		37% N=134

























Please rate the quality of each of the following services in Wilsonville.























Storm water management	Good		45% N=160
	Fair		15% N=54
	Poor		3% N=10
Power (electric and/or gas) utility	Excellent		36% N=140
	Good		44% N=174
	Fair		18% N=72
	Poor		2% N=9
Utility billing	Excellent		23% N=89
	Good		44% N=171
	Fair		26% N=101
	Poor		7% N=26
Police services	Excellent		29% N=100
	Good		49% N=167
	Fair		19% N=64
	Poor		4% N=14
Crime prevention	Excellent		24% N=85
	Good		52% N=185
	Fair		19% N=70
	Poor		5% N=17
Animal control	Excellent		28% N=66
	Good		51% N=120
	Fair		14% N=32
	Poor		8% N=19
Ambulance or emergency medical services	Excellent		41% N=112

























Please rate the quality of each of the following services in Wilsonville.

Ambulance or emergency medical services	Good		48% N=132
	Fair		8% N=23
	Poor		3% N=8
Fire services	Excellent		45% N=135
	Good		49% N=147
	Fair		4% N=12
	Poor		3% N=8
Fire prevention and education	Excellent		30% N=70
	Good		53% N=126
	Fair		15% N=35
	Poor		2% N=5
Emergency preparedness	Excellent		36% N=93
	Good		42% N=108
	Fair		17% N=44
	Poor		6% N=15
Preservation of natural areas	Excellent		35% N=131
	Good		42% N=156
	Fair		15% N=54
	Poor		9% N=33
Wilsonville open space	Excellent		31% N=116
	Good		41% N=153
	Fair		22% N=80
	Poor		6% N=22
Recycling	Excellent		31% N=115

Please rate the quality of each of the following services in Wilsonville.

























Recycling	Good		52% N=193
	Fair		15% N=55
	Poor		2% N=7
Yard waste pick-up	Excellent		38% N=114
	Good		46% N=137
	Fair		11% N=34
	Poor		4% N=12
City parks	Excellent		49% N=198
	Good		42% N=170
	Fair		7% N=27
	Poor		2% N=8
Recreation programs or classes	Excellent		21% N=64
	Good		51% N=151
	Fair		23% N=68
	Poor		5% N=15
Recreation centers or facilities	Excellent		18% N=56
	Good		49% N=155
	Fair		24% N=75
	Poor		9% N=29
Health services	Excellent		11% N=29
	Good		51% N=136
	Fair		29% N=78
	Poor		9% N=25
Public library services	Excellent		59% N=226

Please rate the quality of each of the following services in Wilsonville.	Public library services	Good		36% N=136
		Fair		4% N=16
		Poor		0% N=2
	Overall customer service by Wilsonville employees	Excellent		38% N=123
	Good		46% N=147	
	Fair		14% N=45	
	Poor		2% N=5	
Please rate the following categories of Wilsonville government performance.	The value of services for the taxes paid to Wilsonville	Excellent		14% N=48
		Good		50% N=174
		Fair		25% N=88
		Poor		11% N=40
The overall direction that Wilsonville is taking	Excellent		15% N=58	
	Good		44% N=165	
	Fair		26% N=95	
	Poor		15% N=55	
The job Wilsonville government does at welcoming resident involvement	Excellent		17% N=51	
	Good		46% N=138	
	Fair		19% N=59	
	Poor		18% N=55	
Overall confidence in Wilsonville government	Excellent		16% N=56	
	Good		47% N=172	
	Fair		24% N=88	
	Poor		13% N=47	
Generally acting in the best interest of the community	Excellent		22% N=80	

Please rate the following categories of Wilsonville government performance.	Generally acting in the best interest of the community	Good		43% N=154
		Fair		21% N=77
		Poor		13% N=48
Being honest		Excellent		29% N=79
		Good		42% N=116
		Fair		21% N=58
		Poor		8% N=23
Being open and transparent to the public		Excellent		27% N=83
		Good		41% N=124
		Fair		22% N=67
		Poor		10% N=30
Informing residents about issues facing the community		Excellent		27% N=97
		Good		36% N=130
		Fair		24% N=87
		Poor		13% N=48
Treating all residents fairly		Excellent		26% N=73
		Good		46% N=130
		Fair		19% N=54
		Poor		9% N=27
Treating residents with respect		Excellent		28% N=84
		Good		48% N=145
		Fair		17% N=52
		Poor		7% N=20
Overall, how would you rate the quality of the	The City of Wilsonville	Excellent		23% N=86

























Overall, how would you rate the quality of the services provided by each of the following?	The City of Wilsonville	Good		54% N=206
		Fair		19% N=75
		Poor		4% N=16
	The Federal Government	Excellent		6% N=22
		Good		31% N=113
		Fair		35% N=127
Poor			27% N=99	
Please rate how important, if at all, you think it is for the Wilsonville community to focus on each of the following in the coming two years.	Overall economic health	Essential		39% N=159
		Very important		46% N=187
		Somewhat important		13% N=54
		Not at all important		1% N=4
	Overall quality of the transportation system	Essential		33% N=134
		Very important		38% N=155
		Somewhat important		24% N=99
		Not at all important		4% N=18
	Overall design or layout of residential and commercial areas	Essential		38% N=153
		Very important		46% N=187
Somewhat important			14% N=59	
Not at all important			2% N=8	
Overall quality of the utility infrastructure	Essential		44% N=179	
	Very important		38% N=153	
	Somewhat important		16% N=66	
	Not at all important		2% N=9	
Overall feeling of safety	Essential		45% N=183	







Please rate how important, if at all, you think it is for the Wilsonville community to focus on each of the following in the coming two years.

Overall feeling of safety	Very important		39% N=160
	Somewhat important		13% N=54
	Not at all important		2% N=8
Overall quality of natural environment	Essential		30% N=125
	Very important		43% N=176
	Somewhat important		25% N=102
	Not at all important		1% N=5
Overall quality of parks and recreation opportunities	Essential		28% N=115
	Very important		45% N=183
	Somewhat important		25% N=103
	Not at all important		2% N=6
Overall health and wellness opportunities	Essential		26% N=106
	Very important		41% N=168
	Somewhat important		28% N=114
	Not at all important		4% N=16
Overall opportunities for education, culture, and the arts	Essential		22% N=88
	Very important		41% N=166
	Somewhat important		33% N=132
	Not at all important		5% N=19
Residents' connection and engagement with their community	Essential		21% N=88
	Very important		40% N=163
	Somewhat important		34% N=140
	Not at all important		4% N=18
Boones Ferry Messenger (City newsletter)	Major source		59% N=234

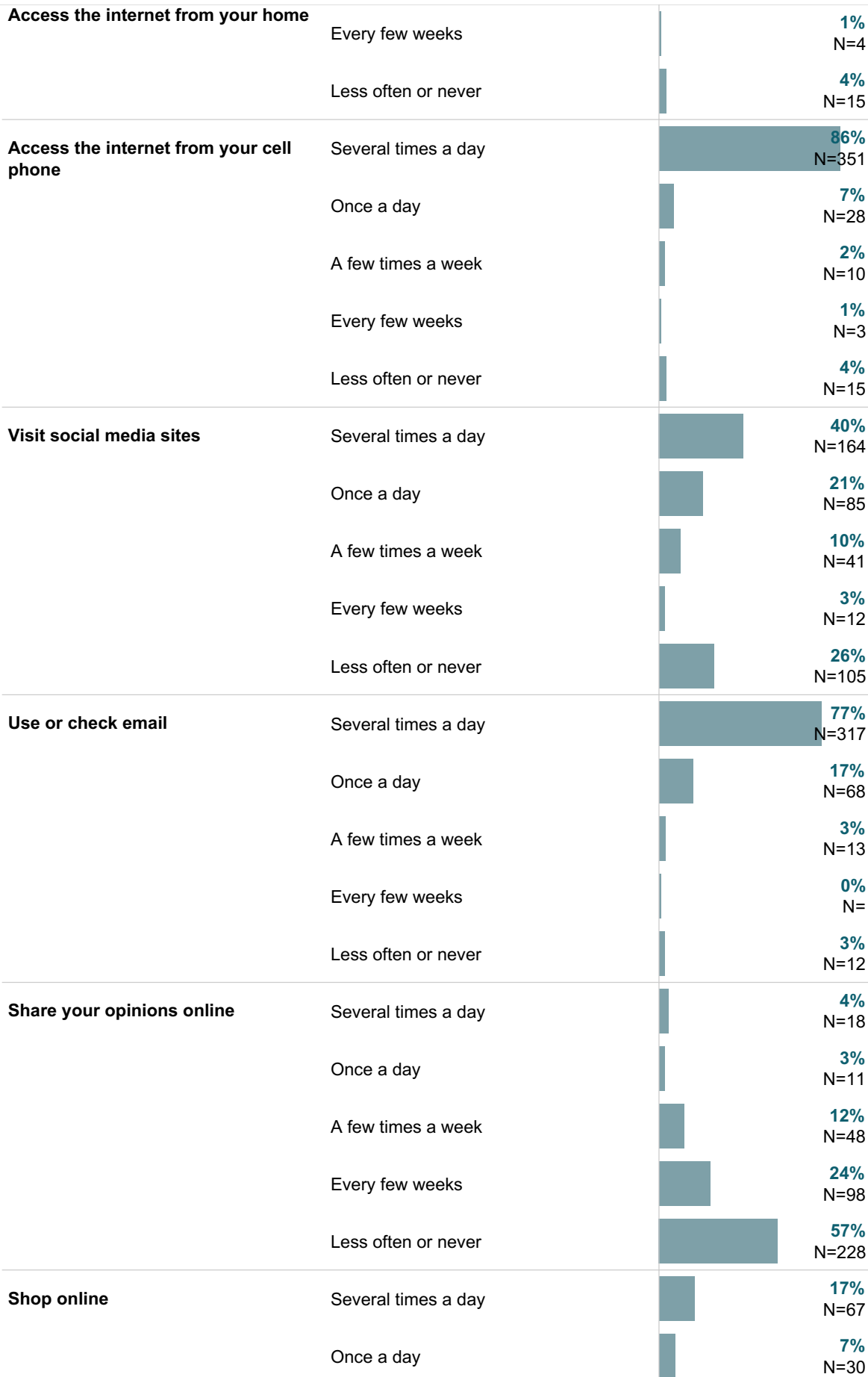
Please indicate whether each of the following is a major source, minor source, or not a source of information regarding Wilsonville City Government:

























Please indicate whether each of the following is a major source, minor source, or not a source of information regarding Wilsonville City Government:	Boones Ferry Messenger (City newsletter)		27% N=108
	Minor source	Not a source	
Wilsonville Spokesman	Major source	14% N=58	
	Minor source	25% N=99	
	Not a source	38% N=151	
Oregonian	Major source	37% N=150	
	Minor source	13% N=53	
	Not a source	28% N=112	
Local public access television	Major source	59% N=236	
	Minor source	13% N=51	
	Not a source	22% N=88	
City of Wilsonville website (www.ci.wilsonville.or.us)	Major source	65% N=262	
	Minor source	39% N=155	
	Not a source	40% N=159	
City's Facebook page	Major source	22% N=88	
	Minor source	13% N=53	
	Not a source	32% N=129	
City's Twitter account	Major source	55% N=220	
	Minor source	3% N=11	
	Not a source	26% N=104	
Oregon Live website's Wilsonville blog page	Major source	71% N=283	
	Minor source	7% N=27	
	Not a source	23% N=93	
Neighborhood newsletter	Major source	70% N=282	
		24% N=95	

























Please indicate whether each of the following is a major source, minor source, or not a source of information regarding Wilsonville City Government:	Neighborhood newsletter	Minor source		33% N=131
		Not a source		43% N=174
	Let's Talk Wilsonville (www.letstalkwilsonville.com)	Major source		12% N=48
		Minor source		29% N=116
		Not a source		59% N=234
	Community Facebook Groups	Major source		17% N=68
		Minor source		29% N=115
		Not a source		54% N=219
	How likely would you be, if at all, to use each of the following methods when communicating directly with the City of Wilsonville to ask a question or share information?	Let's Talk Wilsonville (www.letstalkwilsonville.com)	Very likely	
Somewhat likely				17% N=69
Somewhat unlikely				26% N=107
Very unlikely				45% N=182
Phone call with a city official		Very likely		30% N=124
		Somewhat likely		31% N=127
		Somewhat unlikely		15% N=63
		Very unlikely		23% N=94
Email city official		Very likely		47% N=189
		Somewhat likely		35% N=142
		Somewhat unlikely		10% N=39
		Very unlikely		9% N=36
Use "Ask the City" system on City's website		Very likely		21% N=84
		Somewhat likely		33% N=135
		Somewhat unlikely		20% N=80
		Very unlikely		26% N=103

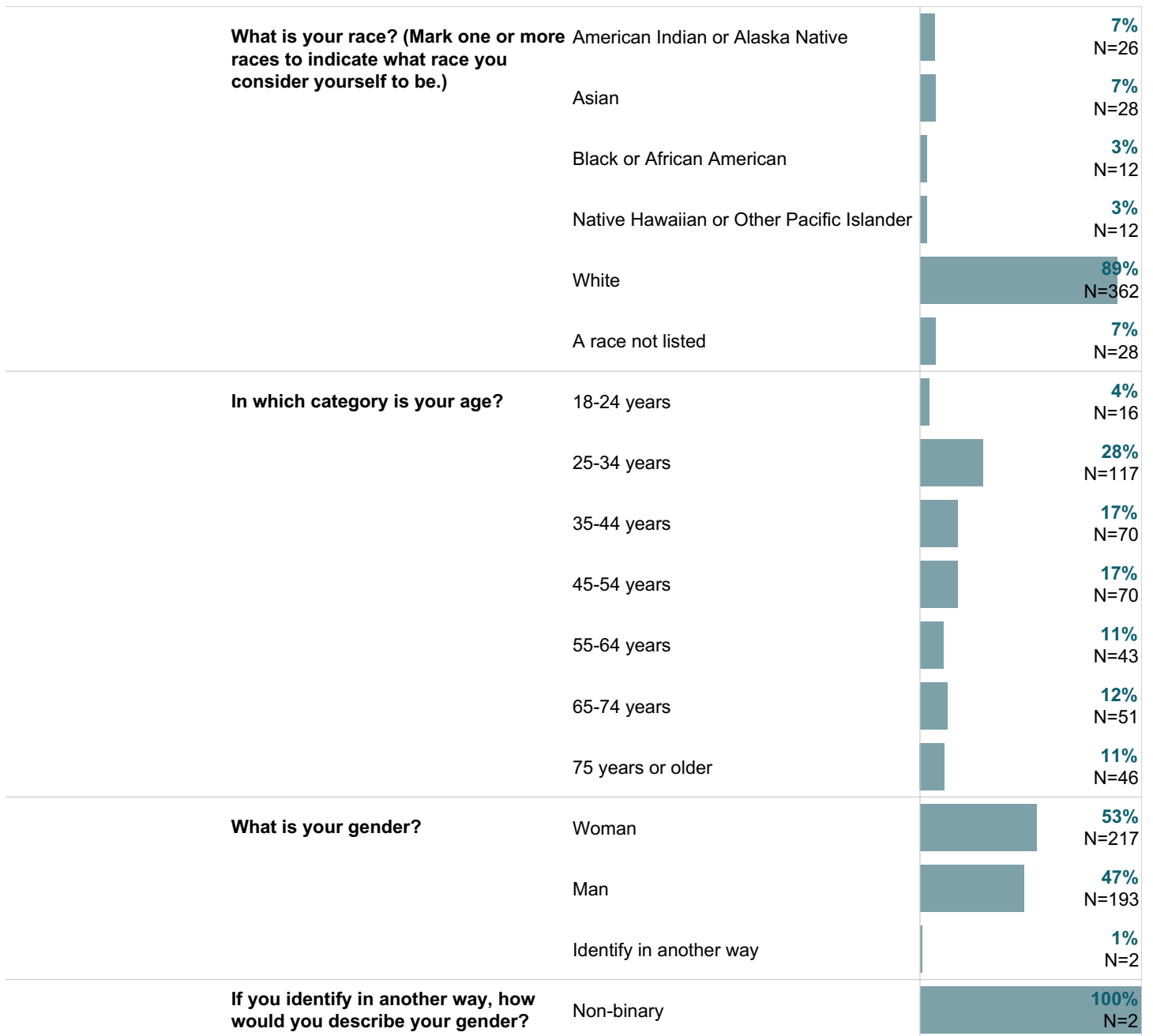
How likely would you be, if at all, to use each of the following methods when communicating directly with the City of Wilsonville to ask a question or share information?	Participate in an online survey or forum	Very likely		54% N=216
		Somewhat likely		30% N=121
		Somewhat unlikely		10% N=40
		Very unlikely		6% N=24
Comment on City's social media site (Facebook, Twitter, Nextdoor, Instagram, other)		Very likely		6% N=25
		Somewhat likely		15% N=59
		Somewhat unlikely		21% N=83
		Very unlikely		59% N=237
Speak to official at City Hall		Very likely		16% N=66
		Somewhat likely		28% N=114
		Somewhat unlikely		26% N=105
		Very unlikely		29% N=117
Attend a meeting at City Hall		Very likely		10% N=40
		Somewhat likely		29% N=119
		Somewhat unlikely		32% N=131
		Very unlikely		29% N=117
During the last 12 months, would you say your opinion of Wilsonville has:		Improved a lot		9% N=35
		Improved slightly		17% N=68
		Stayed the same		53% N=212
		Declined slightly		13% N=53
		Declined a lot		8% N=30
In general, how many times do you:	Access the internet from your home	Several times a day		77% N=314
		Once a day		10% N=42
		A few times a week		8% N=34

In general, how many times do you:



In general, how many times do you:	Shop online	A few times a week		36% N=144
		Every few weeks		32% N=131
		Less often or never		8% N=32
Please rate your overall health.		Excellent		33% N=134
		Very good		43% N=178
		Good		21% N=85
		Fair		2% N=10
		Poor		1% N=3
What impact, if any, do you think the economy will have on your family income in the next 6 months? Do you think the impact will be:		Very positive		4% N=17
		Somewhat positive		21% N=88
		Neutral		42% N=175
		Somewhat negative		25% N=105
		Very negative		7% N=29
How many years have you lived in Wilsonville?		Less than 2 years		18% N=73
		2-5 years		24% N=101
		6-10 years		23% N=94
		11-20 years		18% N=77
		More than 20 years		17% N=71
Which best describes the building you live in?		Single-family detached home		40% N=169
		Townhouse or duplex (may share walls but no units above or below you)		12% N=49
		Condominium or apartment (have units above or below you)		45% N=187
		Mobile home		0% N=1
		Other		3% N=11
Do you rent or own your home?		Rent		49% N=205

Do you rent or own your home?	Own		51% N=210
About how much is your monthly housing cost for the place you live (including rent, mortgage payment, property tax, property insurance and homeowners' association (HOA) fees)?	Less than \$300		3% N=12
	\$300 to \$599		2% N=9
	\$600 to \$999		4% N=18
	\$1,000 to \$1,499		14% N=56
	\$1,500 to \$2,499		45% N=181
	\$2,500 to \$3,999		22% N=90
	\$4,000 to \$6,999		7% N=28
	\$7,000 to \$9,999		2% N=8
	\$10,000 or more		1% N=3
Do any children 17 or under live in your household?	No		71% N=295
	Yes		29% N=119
Are you or any other members of your household aged 65 or older?	No		74% N=305
	Yes		26% N=110
How much do you anticipate your household's total income before taxes will be for the current year? (Please include in your total income money from all sources for all persons living in your household.)	Less than \$25,000		7% N=28
	\$25,000 to \$49,999		6% N=24
	\$50,000 to \$74,999		13% N=50
	\$75,000 to \$99,999		18% N=70
	\$100,000 to \$149,999		21% N=82
	\$150,000 to \$199,999		16% N=63
	\$200,000 to \$299,999		12% N=45
	\$300,000 or more		8% N=29
Are you of Hispanic, Latino/a/x, or Spanish origin?	No, not of Hispanic, Latino/a/x, or Spanish origin		88% N=355
	Yes, I consider myself to be of Hispanic, Latino/a/x, or Spanish origin		12% N=50



The City of Wilsonville 2024 Community Survey

Please complete this survey if you are the adult (age 18 or older) in the household who most recently had a birthday (the year of birth does not matter). Your responses are confidential and no identifying information will be shared.

1. Please rate each of the following aspects of quality of life in Wilsonville.

	<u>Excellent</u>	<u>Good</u>	<u>Fair</u>	<u>Poor</u>	<u>Don't know</u>
Wilsonville as a place to live	1	2	3	4	5
Your neighborhood as a place to live	1	2	3	4	5
Wilsonville as a place to raise children	1	2	3	4	5
Wilsonville as a place to work.....	1	2	3	4	5
Wilsonville as a place to visit.....	1	2	3	4	5
Wilsonville as a place to retire	1	2	3	4	5
The overall quality of life in Wilsonville	1	2	3	4	5
Sense of community.....	1	2	3	4	5

2. Please rate each of the following characteristics as they relate to Wilsonville as a whole.

	<u>Excellent</u>	<u>Good</u>	<u>Fair</u>	<u>Poor</u>	<u>Don't know</u>
Overall economic health of Wilsonville.....	1	2	3	4	5
Overall quality of the transportation system (auto, bicycle, foot, bus) in Wilsonville.....	1	2	3	4	5
Overall design or layout of Wilsonville's residential and commercial areas (e.g., homes, buildings, streets, parks, etc.)	1	2	3	4	5
Overall quality of the utility infrastructure in Wilsonville (water, sewer, storm water, electric/gas, broadband)	1	2	3	4	5
Overall feeling of safety in Wilsonville	1	2	3	4	5
Overall quality of natural environment in Wilsonville.....	1	2	3	4	5
Overall quality of parks and recreation opportunities.....	1	2	3	4	5
Overall health and wellness opportunities in Wilsonville	1	2	3	4	5
Overall opportunities for education, culture, and the arts.....	1	2	3	4	5
Residents' connection and engagement with their community	1	2	3	4	5

3. Please indicate how likely or unlikely you are to do each of the following.

	<u>Very likely</u>	<u>Somewhat likely</u>	<u>Somewhat unlikely</u>	<u>Very unlikely</u>	<u>Don't know</u>
Recommend living in Wilsonville to someone who asks.....	1	2	3	4	5
Remain in Wilsonville for the next five years.....	1	2	3	4	5

4. Please rate how safe or unsafe you feel:

	<u>Very safe</u>	<u>Somewhat safe</u>	<u>Neither safe nor unsafe</u>	<u>Somewhat unsafe</u>	<u>Very unsafe</u>	<u>Don't know</u>
In your neighborhood during the day.....	1	2	3	4	5	6
In Wilsonville's downtown/commercial area during the day.....	1	2	3	4	5	6
From property crime.....	1	2	3	4	5	6
From violent crime.....	1	2	3	4	5	6
From fire, flood, or other natural disaster	1	2	3	4	5	6

5. Please rate the job you feel the Wilsonville community does at each of the following.

	<u>Excellent</u>	<u>Good</u>	<u>Fair</u>	<u>Poor</u>	<u>Don't know</u>
Making all residents feel welcome	1	2	3	4	5
Attracting people from diverse backgrounds.....	1	2	3	4	5
Valuing/respecting residents from diverse backgrounds.....	1	2	3	4	5
Taking care of vulnerable residents (elderly, disabled, homeless, etc.).....	1	2	3	4	5

6. Please rate each of the following in the Wilsonville community.

	<u>Excellent</u>	<u>Good</u>	<u>Fair</u>	<u>Poor</u>	<u>Don't know</u>
Overall quality of business and service establishments in Wilsonville.....	1	2	3	4	5
Variety of business and service establishments in Wilsonville	1	2	3	4	5
Vibrancy of downtown/commercial area	1	2	3	4	5
Employment opportunities	1	2	3	4	5
Shopping opportunities	1	2	3	4	5
Cost of living in Wilsonville	1	2	3	4	5
Overall image or reputation of Wilsonville.....	1	2	3	4	5

7. Please also rate each of the following in the Wilsonville community.

	<u>Excellent</u>	<u>Good</u>	<u>Fair</u>	<u>Poor</u>	<u>Don't know</u>
Traffic flow on major streets.....	1	2	3	4	5
Ease of public parking.....	1	2	3	4	5
Ease of travel by car in Wilsonville	1	2	3	4	5
Ease of travel by public transportation in Wilsonville	1	2	3	4	5
Ease of travel by bicycle in Wilsonville	1	2	3	4	5
Ease of walking in Wilsonville.....	1	2	3	4	5
Well-planned residential growth.....	1	2	3	4	5
Well-planned commercial growth.....	1	2	3	4	5
Well-designed neighborhoods	1	2	3	4	5
Preservation of the historical or cultural character of the community	1	2	3	4	5
Public places where people want to spend time	1	2	3	4	5
Variety of housing options.....	1	2	3	4	5
Availability of affordable quality housing.....	1	2	3	4	5
Overall quality of new development in Wilsonville	1	2	3	4	5
Overall appearance of Wilsonville.....	1	2	3	4	5
Cleanliness of Wilsonville.....	1	2	3	4	5
Water resources (beaches, lakes, ponds, riverways, etc.)	1	2	3	4	5
Air quality.....	1	2	3	4	5
Availability of paths and walking trails.....	1	2	3	4	5
Fitness opportunities (including exercise classes and paths or trails, etc.) ...	1	2	3	4	5
Recreational opportunities.....	1	2	3	4	5
Availability of affordable quality food	1	2	3	4	5
Availability of affordable quality health care.....	1	2	3	4	5
Availability of preventive health services	1	2	3	4	5
Availability of affordable quality mental health care	1	2	3	4	5
Opportunities to attend cultural/arts/music activities	1	2	3	4	5
Community support for the arts.....	1	2	3	4	5
Availability of affordable quality childcare/preschool.....	1	2	3	4	5
K-12 education.....	1	2	3	4	5
Adult educational opportunities	1	2	3	4	5
Sense of civic/community pride.....	1	2	3	4	5
Neighborliness of residents in Wilsonville	1	2	3	4	5
Opportunities to participate in social events and activities	1	2	3	4	5
Opportunities to attend special events and festivals	1	2	3	4	5
Opportunities to volunteer	1	2	3	4	5
Opportunities to participate in community matters	1	2	3	4	5
Openness and acceptance of the community toward people of diverse backgrounds.....	1	2	3	4	5

8. Please indicate whether or not you have done each of the following in the last 12 months.

	<u>No</u>	<u>Yes</u>
Contacted the City of Wilsonville (in-person, phone, email, or web) for help or information	1	2
Contacted Wilsonville elected officials (in-person, phone, email, or web) to express your opinion.....	1	2
Attended a local public meeting (of local elected officials like City Council or County Commissioners, advisory boards, town halls, HOA, neighborhood watch, etc.)	1	2
Watched (online or on television) a local public meeting.....	1	2
Volunteered your time to some group/activity in Wilsonville	1	2
Campaigned or advocated for a local issue, cause, or candidate.....	1	2
Voted in your most recent local election	1	2
Used bus, rail, subway, or other public transportation instead of driving.....	1	2
Carpooled with other adults or children instead of driving alone	1	2
Walked or biked instead of driving.....	1	2

The City of Wilsonville 2024 Community Survey

9. Please rate the quality of each of the following services in Wilsonville.

	<u>Excellent</u>	<u>Good</u>	<u>Fair</u>	<u>Poor</u>	<u>Don't know</u>
Public information services.....	1	2	3	4	5
Economic development.....	1	2	3	4	5
Traffic enforcement.....	1	2	3	4	5
Traffic signal timing.....	1	2	3	4	5
Street repair.....	1	2	3	4	5
Street cleaning.....	1	2	3	4	5
Street lighting.....	1	2	3	4	5
Snow removal.....	1	2	3	4	5
Sidewalk maintenance.....	1	2	3	4	5
Bus or transit services.....	1	2	3	4	5
Land use, planning, and zoning.....	1	2	3	4	5
Code enforcement (weeds, abandoned buildings, etc.).....	1	2	3	4	5
Affordable high-speed internet access.....	1	2	3	4	5
Garbage collection.....	1	2	3	4	5
Drinking water.....	1	2	3	4	5
Sewer services.....	1	2	3	4	5
Storm water management (storm drainage, dams, levees, etc.).....	1	2	3	4	5
Power (electric and/or gas) utility.....	1	2	3	4	5
Utility billing.....	1	2	3	4	5
Police/Sheriff services.....	1	2	3	4	5
Crime prevention.....	1	2	3	4	5
Animal control.....	1	2	3	4	5
Ambulance or emergency medical services.....	1	2	3	4	5
Fire services.....	1	2	3	4	5
Fire prevention and education.....	1	2	3	4	5
Emergency preparedness (services that prepare the community for natural disasters or other emergency situations).....	1	2	3	4	5
Preservation of natural areas (open space, farmlands, and greenbelts).....	1	2	3	4	5
Wilsonville open space.....	1	2	3	4	5
Recycling.....	1	2	3	4	5
Yard waste pick-up.....	1	2	3	4	5
City parks.....	1	2	3	4	5
Recreation programs or classes.....	1	2	3	4	5
Recreation centers or facilities.....	1	2	3	4	5
Health services.....	1	2	3	4	5
Public library services.....	1	2	3	4	5
Overall customer service by Wilsonville employees (police, receptionists, planners, etc.).....	1	2	3	4	5

10. Please rate the following categories of Wilsonville government performance.

	<u>Excellent</u>	<u>Good</u>	<u>Fair</u>	<u>Poor</u>	<u>Don't know</u>
The value of services for the taxes paid to Wilsonville.....	1	2	3	4	5
The overall direction that Wilsonville is taking.....	1	2	3	4	5
The job Wilsonville government does at welcoming resident involvement.....	1	2	3	4	5
Overall confidence in Wilsonville government.....	1	2	3	4	5
Generally acting in the best interest of the community.....	1	2	3	4	5
Being honest.....	1	2	3	4	5
Being open and transparent to the public.....	1	2	3	4	5
Informing residents about issues facing the community.....	1	2	3	4	5
Treating all residents fairly.....	1	2	3	4	5
Treating residents with respect.....	1	2	3	4	5

11. Overall, how would you rate the quality of the services provided by each of the following?

	<u>Excellent</u>	<u>Good</u>	<u>Fair</u>	<u>Poor</u>	<u>Don't know</u>
The City of Wilsonville.....	1	2	3	4	5
The Federal Government.....	1	2	3	4	5

12. Please rate how important, if at all, you think it is for the Wilsonville community to focus on each of the following in the coming two years.

	<u>Essential</u>	<u>Very important</u>	<u>Somewhat important</u>	<u>Not at all important</u>
Overall economic health of Wilsonville.....	1	2	3	4
Overall quality of the transportation system (auto, bicycle, foot, bus) in Wilsonville.....	1	2	3	4
Overall design or layout of Wilsonville’s residential and commercial areas (e.g., homes, buildings, streets, parks, etc.)	1	2	3	4
Overall quality of the utility infrastructure in Wilsonville (water, sewer, storm water, electric/gas, broadband)	1	2	3	4
Overall feeling of safety in Wilsonville	1	2	3	4
Overall quality of natural environment in Wilsonville	1	2	3	4
Overall quality of parks and recreation opportunities	1	2	3	4
Overall health and wellness opportunities in Wilsonville	1	2	3	4
Overall opportunities for education, culture, and the arts.....	1	2	3	4
Residents’ connection and engagement with their community	1	2	3	4

13. Please indicate whether each of the following is a major source, minor source, or not a source of information regarding Wilsonville City Government:

	<u>Major source</u>	<u>Minor source</u>	<u>Not a source</u>
Boones Ferry Messenger (City newsletter).....	1	2	3
<i>Wilsonville Spokesman</i>	1	2	3
<i>Oregonian</i>	1	2	3
Local public access television.....	1	2	3
City of Wilsonville website (www.ci.wilsonville.or.us).....	1	2	3
City’s Facebook page	1	2	3
City’s Twitter account	1	2	3
Oregon Live website’s Wilsonville blog page.....	1	2	3
Neighborhood newsletter	1	2	3
Let’s Talk Wilsonville (www.letstalkwilsonville.com)	1	2	3
Community Facebook Groups	1	2	3

14. How likely would you be, if at all, to use each of the following methods when communicating directly with the City of Wilsonville to ask a question or share information?

	<u>Very likely</u>	<u>Somewhat likely</u>	<u>Somewhat unlikely</u>	<u>Very unlikely</u>
Phone call with a City official.....	1	2	3	4
Email City official	1	2	3	4
Use “Ask the City” system on City’s website.....	1	2	3	4
Participate in an online survey or forum	1	2	3	4
Comment on City’s social media site (Facebook, Twitter, Nextdoor, Instagram, other).....	1	2	3	4
Speak to official at City Hall.....	1	2	3	4
Attend a meeting at City Hall	1	2	3	4
Let’s Talk Wilsonville (www.letstalkwilsonville.com)	1	2	3	4

15. During the last 12 months, would you say your opinion of Wilsonville has:

- Improved a lot Improved slightly Stayed the same Declined slightly Declined a lot Don’t know

16. What do you think are the biggest priorities facing the City of Wilsonville over the next five years?

The City of Wilsonville 2024 Community Survey

Our last questions are about you and your household.
Again, all of your responses to this survey are confidential and no identifying information will be shared.

D1. In general, how many times do you:	Several <u>times a day</u>	Once <u>a day</u>	A few times <u>a week</u>	Every <u>few weeks</u>	Less often <u>or never</u>	Don't <u>know</u>
Access the internet from your home using a computer, laptop, or tablet computer.....	1	2	3	4	5	6
Access the internet from your cell phone.....	1	2	3	4	5	6
Visit social media sites such as Facebook, Twitter, Nextdoor, etc.	1	2	3	4	5	6
Use or check email.....	1	2	3	4	5	6
Share your opinions online.....	1	2	3	4	5	6
Shop online.....	1	2	3	4	5	6

D2. Please rate your overall health.

- Excellent Very good Good Fair Poor

D3. What impact, if any, do you think the economy will have on your family income in the next 6 months?

Do you think the impact will be:

- Very positive Somewhat positive Neutral Somewhat negative Very negative

D4. How many years have you lived in Wilsonville?

- Less than 2 years
 2-5 years
 6-10 years
 11-20 years
 More than 20 years

D5. Which best describes the building you live in?

- Single-family detached home
 Townhouse or duplex (may share walls but no units above or below you)
 Condominium or apartment (have units above or below you)
 Mobile home
 Other

D6. Do you rent or own your home?

- Rent
 Own

D7. About how much is your monthly housing cost for the place you live (including rent, mortgage payment, property tax, property insurance, and homeowners' association (HOA) fees)?

- Less than \$300 \$2,500 to \$3,999
 \$300 to \$599 \$4,000 to \$6,999
 \$600 to \$999 \$7,000 to \$9,999
 \$1,000 to \$1,499 \$10,000 or more
 \$1,500 to \$2,499

D8. Do any children 17 or under live in your household?

- No Yes

D9. Are you or any other members of your household aged 65 or older?

- No Yes

D10. How much do you anticipate your household's total income before taxes will be for the current year? (Please include in your total income money from all sources for all persons living in your household.)

- Less than \$25,000 \$100,000 to \$149,999
 \$25,000 to \$49,999 \$150,000 to \$199,999
 \$50,000 to \$74,999 \$200,000 to \$299,999
 \$75,000 to \$99,999 \$300,000 or more

D11. Are you of Hispanic, Latino/a/x, or Spanish origin?

- No Yes

D12. What is your race? (Mark one or more races to indicate what race you consider yourself to be.)

- American Indian or Alaskan Native
 Asian
 Black or African American
 Native Hawaiian or Other Pacific Islander
 White
 A race not listed

D13. In which category is your age?

- 18-24 years 55-64 years
 25-34 years 65-74 years
 35-44 years 75 years or older
 45-54 years

D14. What is your gender?

- Woman
 Man
 Identify in another way → go to D14a

D14a. If you identify in another way, how would you describe your gender?

- Agender/I don't identify with any gender
 Genderqueer/gender fluid
 Non-binary
 Transgender man
 Transgender woman
 Two-spirit
 Identify in another way

Thank you! Please return the completed survey in the postage-paid envelope to:
National Research Center, Inc., PO Box 549, Belle Mead, NJ 08502